



HARDING UNIVERSITY  
MEN'S BASKETBALL

# GAME NOTES

Harding Bisons (8-9, 1-4) vs. Delta State (13-4, 4-1)  
Jan. 28, 2009 • Sillers Coliseum • Cleveland, Miss.

## SCHEDULE/RESULTS

### NOVEMBER (4-1)

16	at Missouri S&T	W, 75-70
19	NORTHEASTERN STATE	W, 68-63
23	CHAMPION BAPTIST	W, 89-38
28	WEST GEORGIA	W, 83-54
30	WEST ALABAMA	L, 46-52

### DECEMBER (2-4)

4	at Incarnate Word	L, 71-82
6	at St. Edward's	W, 68-64
12	CENTRAL BAPTIST	W, 97-76
19	at Alabama-Huntsville	L, 56-65
21	at North Alabama	L, 87-91
22	at Louisiana-Monroe	L, 61-74

### JANUARY (2-4)

5	SHEPHERD FILM ACADEMY	W, 107-54
9	*HENDERSON STATE	W, 94-54
14	*at Southern Arkansas	L, 59-77
16	*#2 ARKANSAS TECH	L, 71-82
21	*CHRISTIAN BROTHERS	L, 63-67
23	*at Arkansas-Monticello	(ot) L, 56-62
28	*at Delta State	8 p.m.
30	*OUACHITA BAPTIST	7:30 p.m.

### FEBRUARY

4	*at Henderson State	8 p.m.
11	*SOUTHERN ARKANSAS	7:30 p.m.
13	*at Arkansas Tech	6 p.m.
18	*at Christian Brothers	7 p.m.
20	*ARKANSAS-MONTICELLO	7:30 p.m.
22	NORTH ALABAMA	7:30 p.m.
25	*DELTA STATE	7:30 p.m.
27	*at Ouachita Baptist	5 p.m.

### MARCH

3-7	1-GSC Tournament	TBA
1 - DeSoto County Civic Center (Southaven, Miss.)		
• - Gulf South Conference Game		

## KEY NOTES FOR TODAY'S GAME

• The Harding Bisons will look to put an end to a four-game skid and move back into the GSC Tournament picture Saturday when they meet Delta State at Sillers Coliseum for an 8 p.m. tip.

• Harding is currently 1-4 and in sixth place in the GSC West. DSU is tied for second at 4-1. The top four teams advance to the conference tournament.

• Harding junior Stephen Blake is leading the GSC in free throw percentage at 87.0 percent. Bison senior Trent Morgan also leads the GSC with 2.06 steals per game. Morgan is tied for seventh in career steals in GSC history.

• Harding is second in the GSC in blocked shots with 3.7 blocks per game. Junior Kevin Brown is Harding's leader and is fifth in the GSC with 1.35 blocks per game. He has six blocks in the last three games.

• In two games last season against Delta State last season, Harding's Sam Brown averaged 11.0 points per game, knocking down four three-pointers and shooting a perfect 4-for-4 at the free throw line.

• Harding's Jeff Morgan is in his 18th season as a head coach and is just two wins short of 300 in his career.

## GAME 18

**THURSDAY, JAN. 28 • 8 p.m.**  
**SILLERS COLISEUM**  
**CLEVELAND, MISS.**

### HOW TO FOLLOW

Radio: KVHU-95.3 (Billy Morgan & Scott Goode)  
Internet:  
Audio: [www.HardingSports.com](http://www.HardingSports.com)  
Video: None  
Live Stats: <http://www.sidearmstats.com/deltastate/mbball/index.htm>

### THE COACHES

Jeff Morgan, Harding  
at Harding: 281-190 (17th season)  
Career: 298-200 (18th season)  
vs. Delta State: 6-13  
Jason Connor, Delta State  
at Delta State: 66-35 (4th season)  
Career: 66-35 (4th season)

### THE SERIES

Series Record: Delta State leads 13-6  
at Cleveland: Delta State leads 8-1  
First Meeting: DSU 82-77 (1/22/01)  
Last Meeting: DSU 78-72 (2/26/09)  
Current Streak: Delta State, 2 games

### HARDING PROBABLE STARTERS

No.	Name	Pos.	Ht.	Yr.	PPG	RPG	Hometown/Previous School
2	Trent Morgan	G	6-3	Sr.	9.1	3.5	Little Rock, Ark./Central Ark. Christian
15	Stephen Blake	G	5-9	Jr.	8.5	2.3	Greenbrier, Ark./North Ark. College
23	Kevin Brown	F	6-4	Jr.	13.0	6.4	Hughes, Ark./Hughes HS
24	Kirk Porter	F	6-5	So.	8.9	3.4	Paragould, Ark./Greene Co. Tech
44	Matt Ragsdale	C	6-7	Jr.	7.2	4.5	Bentonville, Ark./Bentonville HS

### OFF THE BENCH

No.	Name	Pos.	Ht.	Yr.	PPG	RPG	Hometown/Previous School
3	Matt Garner	G	6-4	Sr.	9.4	3.5	Jonesboro, Ark./Mo. State-West Plains
10	Bradley Spencer	G	6-1	RFr.	5.4	3.9	Lonoke, Ark./Lonoke HS
12	Matt Walters	F	6-4	RFr.	3.8	2.2	Harrison, Ark./Harrison HS
22	Sam Brown	G	6-2	Jr.	8.3	2.5	Little Rock, Ark./NE Okla. A&M
42	Zach Roddenberry	C	6-9	RFr.	2.7	1.7	Conyers, Ga./Salem HS

## 2009-10 -- Harding Bisons

### Harding Team Notes:

- Harding was selected third in the GSC West Division in the GSC Preseason Coaches Poll ... the top four teams in each division advance to the GSC Tournament (a change from five in previous years) ... Senior Trent Morgan and junior Kevin Brown were both selected Preseason All-GSC.
- Harding and Delta State are meeting for the 20th time with the Statesmen leading the series 13-6. Delta State leads 8-1 in Cleveland with Harding's lone win a 104-95 triumph in 2008. Delta State won both meetings last season, including an overtime win in Cleveland.
- Harding held Arkansas-Monticello to only 33.9 percent shooting on Saturday. It was the sixth time this season the Bisons have held an opponent under 40 percent shooting. Harding is 5-1 in those games with the only loss coming to UAM in overtime.
- Arkansas-Monticello had 56 rebounds against Harding on Saturday. It was the most allowed by the Bisons this season and only one short of an HU opponent's record of 57 set by Central Oklahoma in 2000.

### Opponent Notes:

- Delta State is a member of the Gulf South Conference West Division and is located in Cleveland, Miss. (pop. 12,447). The Statesmen were picked to win the GSC West in the GSC Preseason Coaches Poll.
- Delta State ranks second in the GSC and 32nd nationally in assists per game (17.1 apg) and fourth in the GSC and 45th nationally in assist-to-turnover ratio. The Statesmen rank fourth in the GSC in scoring at 77.1 points per game.
- Chad Akins, a 6-0 point guard from Madison, Miss., leads the GSC and ranks fifth in D2 in assists per game (7.1). He also leads the GSC and ranks eighth nationally in assist-to-turnover ratio (3.24).
- Delta State has four Division I transfers on its roster--Joe McCray (Nebraska), Jeremie Davis (New Orleans), Roderick Ollie (Alabama-Birmingham), and Dino Hair (Middle Tennessee State).
- DSU enters the game ranked No. 5 in the Division II South Region Rankings. Eight teams from the South Region advance to the NCAA Tournament.

### TEAM STATISTICAL COMPARISON

Harding		Delta State	
<b>73.6</b> (6)	<b>Points Per Game</b>	<b>77.1</b> (4)	
<b>66.2</b> (6)	<b>Points Allowed Per Game</b>	<b>71.4</b> (10)	
<b>+7.4</b> (5)	<b>Scoring Margin</b>	<b>+5.6</b> (6)	
<b>46.3</b> (8)	<b>Field Goal %</b>	<b>44.6</b> (11)	
<b>26-55</b>	<b>Field Goals (M-A)/G</b>	<b>27-60</b>	
<b>33.8</b> (9)	<b>3pt Field Goal %</b>	<b>32.1</b> (12)	
<b>6.1-18.1</b> (11)	<b>3pt Field Goals/G</b>	<b>7.2-22.5</b> (6)	
<b>69.8</b> (3)	<b>Free Throws %</b>	<b>64.1</b> (11)	
<b>16.4-23.5</b>	<b>Free Throws (M-A)/G</b>	<b>15.9-24.9</b>	
<b>35.6</b>	<b>Rebounding Avg.</b>	<b>39.8</b>	
<b>+2.4</b> (8)	<b>Rebound Margin</b>	<b>+5.1</b> (3)	
<b>14.1</b> (8)	<b>Assists Avg.</b>	<b>17.1</b> (2)	
<b>17.0</b>	<b>Turnovers Avg.</b>	<b>14.9</b>	
<b>0.8</b> (9)	<b>Assist-to-Turnover</b>	<b>1.1</b> (4)	
<b>8.6</b> (5)	<b>Steals Avg.</b>	<b>8.8</b> (4)	
<b>3.7</b> (2)	<b>Blocks Avg.</b>	<b>3.2</b> (7)	

### INDIVIDUAL TEAM LEADERS

	Harding	Delta State
<b>Scoring</b>	Kevin Brown (13.0)	Roderick Ollie (13.8)
<b>Rebounds</b>	Kevin Brown (6.4) <b>10th in GSC</b>	Marqueys Brown (5.9)
<b>Assists</b>	Trent Morgan (2.8)	Chad Akins (7.1) <b>1st in GSC</b>
<b>Blocks</b>	Kevin Brown (1.35) <b>5th in GSC</b>	Dino Hair (1.06) <b>10th in GSC</b>
<b>Steals</b>	Trent Morgan (2.06) <b>1st in GSC</b>	Chad Akins (1.67) <b>9th in GSC</b>
<b>A/TO Ratio</b>	Bradley Spencer (1.40)	Chad Akins (3.24) <b>1st in GSC</b>
<b>FG Made</b>	Kevin Brown (78)	Roderick Ollie (83)
<b>FG%</b>	Kirk Porter (57.9)	Marqueys Brown (65.7)
<b>3PT Made</b>	Matt Garner (31)	Joe McCray (33) <b>9th in GSC</b>
<b>3pt FG %</b>	Matt Garner (40.3)	Jeremie Davis (41.8)
<b>FT Made</b>	Kevin Brown (61)	Chad Akins (51)
<b>FT%</b>	Stephen Blake (87.0) <b>1st in GSC</b>	Jeremie Davis (80.8) <b>4th in GSC</b>
<b>Minutes</b>	Trent Morgan (28.1)	Roderick Ollie (28.8)

# 2009-10 -- Harding Bisons

## NCAA STATISTICS

### TEAM (as of Jan. 24)

Category	Stat	Rank	Leader
Scor. Def.	66.2	62nd	Clark Atlanta (50.6)
Steals	8.6	63rd	Mars Hill (13.3)
FG% Def.	41.3	64th	Lincoln Mem. (35.4)
Scor. Margin	7.4	69th	Southern Ind. (29.8)
Blocks	3.7	75th	Columbus St. (6.9)
FG Pct.	46.3	86th	Kutztown (52.7)

### INDIVIDUAL

#### Stephen Blake

FT Pct. 87.0 29th

#### Trent Morgan

Steals 2.1 72nd

#### Kevin Brown

Blocks 1.4 96th

## GSC Standings

### East Division

Team	Conference			Overall		
	W	L	Pct.	W	L	Pct.
#6 Valdosta State	4	0	1.000	18	2	0.900
Alabama-Huntsville	3	1	0.750	14	5	0.737
West Georgia	2	2	0.500	10	9	0.526
North Alabama	2	3	0.400	10	9	0.526
West Alabama	1	3	0.250	10	10	0.500
West Florida	1	4	0.200	8	10	0.444

### West Division

Team	Conference			Overall		
	W	L	Pct.	W	L	Pct.
#1 Arkansas Tech	5	0	1.000	18	0	1.000
Delta State	4	1	0.800	13	4	0.765
Arkansas-Monticello	4	1	0.800	9	6	0.600
Christian Brothers	3	2	0.600	13	5	0.722
Southern Arkansas	3	2	0.600	8	10	0.444
Harding	1	4	0.200	8	9	0.471
Henderson State	0	5	0.000	7	11	0.389
Ouachita Baptist	0	5	0.000	4	14	0.222

## Upcoming Week's Games

### Thursday, January 28th

UAM @ #1 ATU, 7:30 pm  
 CBU @ SAU, 7:30 pm  
 HU @ DSU, 8:00 pm  
 HSU @ OBU, 8:00 pm  
 UNA @ Lambuth, 8:00 pm

### Saturday, January 30th

#1 ATU @ CBU, 4:00 pm  
 DSU @ HSU, 4:00 pm  
 SAU @ UAM, 4:30 pm  
 #6 VSU @ UWG, 6:30 pm  
 UWA @ UAH, 7:00 pm  
 OBU @ HU, 7:30 pm

## RECORD WATCH

### CAREER POINTS

No.	Player	Years
1. 2255	Butch Gardner	1974-77
---		
19. 1214	Thomas Nesbitt	1989-93
20. 1156	Morris Williams	1989-93
21. 1141	Cliff Miller	1994-98
22. 1139	Gary Baker	1972-76
<b>23. 1065</b>	<b>Trent Morgan</b>	<b>2006-10</b>

### CAREER BLOCKED SHOTS

No.	Player	Years
1. 106	Brent Adams	1994-95, 96-99
<b>2. 80</b>	<b>Kevin Brown</b>	<b>2007-10</b>
3. 56	Jay Brogdon	1999-04
4. 46	Corey Camper	1986-90
<b>5. 40</b>	<b>Trent Morgan</b>	<b>2006-10</b>

### CAREER STEALS

No.	Player	Years
1. 212	Cliff Miller	1994-98
2. 172	Corey Camper	1986-90
<b>3. 167</b>	<b>Trent Morgan</b>	<b>2006-10</b>

### GSC CAREER STEALS

No.	Player	Years
1. 257	Carl Brown, DSU	1983-86
2. 203	Kenyan Morris, HSU	1997-01
3. 185	Will Cotchery, UWA	1979-83
4. 177	Reggie Peyton, CBU	2006-09
	177 Tamp Harris, UNA	1984-87
6. 168	Bill Cain, LMU	1992-96
7. 167	Paul Davis, DSU	1990-94
<b>167</b>	<b>Trent Morgan, HU</b>	<b>2006-10</b>

## HARDING IN THE GSC STATS

### TEAM (through Jan. 24)

Category	Stat	Rank
Scoring Offense	73.6	6th
Scoring Defense	66.2	6th
Scoring Margin	+7.4	5th
Free Throw Pct.	69.8	3rd
Field Goal Pct.	46.3	8th
FG Pct. Defense	41.3	5th
3pt FG Pct.	33.8	9th
3pt FG Pct. Def.	33.0	7th
Rebounding Margin	+2.4	8th
Blocked Shots	3.71	2nd
Assists	14.12	8th
Steals	8.59	5th
Turnover Margin	-0.12	7th
Assist-to-Turnover	0.83	9th
3pt FG Made	6.12	11th

### INDIVIDUAL

Category	Stat	Rank
<b>Stephen Blake</b>		
Free Throw Pct.	87.0	1st
<b>Trent Morgan</b>		
Steals	2.06	1st
<b>Kevin Brown</b>		
Blocked Shots	1.35	5th
Rebounds	6.4	10th












## MISCELLANEOUS STATS

Largest Lead.....	55 vs. Shepherd	Largest Deficit.....	18 at Southern Arkansas
Largest Victory.....	53 vs. Shepherd	Closest Victory.....	5 (twice)
Largest Defeat.....	13 at La.-Monroe	Closest Defeat.....	4 (twice)
Largest Deficit in a Win.....	9 vs. NE State	Largest Lead in a Loss.....	6 (twice)
Largest Halftime Lead.....	33 vs. Henderson St.	Largest Halftime Deficit.....	15 at North Alabama
Most Pts. 1st Half.....	56 vs. Shepherd	Fewest Pts. 1st Half.....	21 vs. West Alabama
Most Pts. 2nd Half.....	55 vs. Champion Bapt.	Fewest Pts. 2nd Half.....	22 at Ark.-Monticello
Most Pts. Allowed 1st H.....	53 at North Alabama	Fewest Pts. Allowed 1st H.....	21 (twice)
Most Pts. Allowed 2nd H.....	48 at Incarnate Word	Fewest Pts. Allowed 2nd H.....	17 vs. Champion

### Plus/Minus Leaders

Stephen Blake (+91)  
 Bradley Spencer (+85)  
 Kevin Brown (+83)

**Top Lineup:** Trent Morgan, Sam Brown, Kevin Brown, Kirk Porter, Matt Ragsdale (+27)

2		<p align="center"><b>Trent Morgan</b></p> <p align="center"><b>G • 6-3 • 210 • Sr. • Little Rock, Ark.</b></p> <table border="1"> <thead> <tr> <th>PPG</th> <th>RPG</th> <th>APG</th> <th>20 Pt</th> <th>10 A</th> <th>DD</th> </tr> </thead> <tbody> <tr> <td>9.1</td> <td>3.5</td> <td>2.8</td> <td>0/8</td> <td>0/0</td> <td>0/0</td> </tr> </tbody> </table>	PPG	RPG	APG	20 Pt	10 A	DD	9.1	3.5	2.8	0/8	0/0	0/0	<p>NOTE: Became 30th Bison with 1,000 career pts. ... ranks 23rd with 1,065 pts ... needs 75 pts. for 22nd (Gary Baker) ... ranks third in career steals (167) ... needs six for second (Corey Camper) ... seventh in GSC in career steals ... leads GSC in steals (2.06) ... seven steals in the last three games.</p>	<p align="center"><b>CAREER HIGHS</b></p> <p>Pts: 28 vs. Central Baptist, 12/2/08          Reb: 8 (twice)          Ast: 9 vs. Central Baptist, 1/4/07</p>
PPG	RPG	APG	20 Pt	10 A	DD											
9.1	3.5	2.8	0/8	0/0	0/0											
3		<p align="center"><b>Matt Garner</b></p> <p align="center"><b>G • 6-4 • 185 • Sr. • Jonesboro, Ark.</b></p> <table border="1"> <thead> <tr> <th>PPG</th> <th>RPG</th> <th>APG</th> <th>20 Pt</th> <th>10 A</th> <th>DD</th> </tr> </thead> <tbody> <tr> <td>9.4</td> <td>3.5</td> <td>0.7</td> <td>0/0</td> <td>0/0</td> <td>0/0</td> </tr> </tbody> </table>	PPG	RPG	APG	20 Pt	10 A	DD	9.4	3.5	0.7	0/0	0/0	0/0	<p>NOTE: Leads HU with 31 3pt and 40.3% 3pt shooting ... has made 14 of 15 last FT over nine games ... 4-of-24 (16.7%) FG in the last four games, including 5-of-20 (25%) 3pt. ... has gone the last three games (47 min.) without a turnover.</p>	<p align="center"><b>CAREER HIGHS</b></p> <p>Pts: 19 (twice)          Reb: 6 vs. Arkansas Tech, 2/14/09          Ast: 2 (five times)</p>
PPG	RPG	APG	20 Pt	10 A	DD											
9.4	3.5	0.7	0/0	0/0	0/0											
10		<p align="center"><b>Bradley Spencer</b></p> <p align="center"><b>G • 6-1 • 175 • RFr. • Lonoke, Ark.</b></p> <table border="1"> <thead> <tr> <th>PPG</th> <th>RPG</th> <th>APG</th> <th>20 Pt</th> <th>10 A</th> <th>DD</th> </tr> </thead> <tbody> <tr> <td>5.4</td> <td>3.9</td> <td>2.5</td> <td>0/0</td> <td>0/0</td> <td>0/0</td> </tr> </tbody> </table>	PPG	RPG	APG	20 Pt	10 A	DD	5.4	3.9	2.5	0/0	0/0	0/0	<p>NOTE: 2nd on the team with 23 steals and 26 offensive rebounds ... 3rd on team with 3.9 rpg and 42 assists ... 9-of-42 (21.4%) FG in last eight games ... missed his last 12 3pt ... multiple assists in last eight games.</p>	<p align="center"><b>CAREER HIGHS</b></p> <p>Pts: 12 at North Alabama, 12/21/09          Reb: 8 vs. West Georgia, 11/28/09          Ast: 8 vs. Champion Baptist, 11/23/09</p>
PPG	RPG	APG	20 Pt	10 A	DD											
5.4	3.9	2.5	0/0	0/0	0/0											
12		<p align="center"><b>Matt Walters</b></p> <p align="center"><b>F • 6-4 • 185 • RFr. • Harrison, Ark.</b></p> <table border="1"> <thead> <tr> <th>PPG</th> <th>RPG</th> <th>APG</th> <th>20 Pt</th> <th>10 R</th> <th>DD</th> </tr> </thead> <tbody> <tr> <td>3.8</td> <td>2.2</td> <td>0.7</td> <td>0/0</td> <td>0/0</td> <td>0/0</td> </tr> </tbody> </table>	PPG	RPG	APG	20 Pt	10 R	DD	3.8	2.2	0.7	0/0	0/0	0/0	<p>NOTE: Played six minutes vs. UAM and had a rebound and a steal.</p>	<p align="center"><b>CAREER HIGHS</b></p> <p>Pts: 8 vs. Shepherd Film, 1/5/10          Reb: 5 vs. Shepherd Film, 1/5/10          Ast: 3 vs. Shepherd Film, 1/5/10</p>
PPG	RPG	APG	20 Pt	10 R	DD											
3.8	2.2	0.7	0/0	0/0	0/0											
15		<p align="center"><b>Stephen Blake</b></p> <p align="center"><b>G • 5-9 • 165 • Jr. • Greenbrier, Ark.</b></p> <table border="1"> <thead> <tr> <th>PPG</th> <th>RPG</th> <th>APG</th> <th>20 Pt</th> <th>10 A</th> <th>DD</th> </tr> </thead> <tbody> <tr> <td>8.5</td> <td>2.3</td> <td>2.7</td> <td>1/2</td> <td>0/0</td> <td>0/0</td> </tr> </tbody> </table>	PPG	RPG	APG	20 Pt	10 A	DD	8.5	2.3	2.7	1/2	0/0	0/0	<p>NOTE: Leads HU and the GSC in FT% at 87.0 percent ... ranks 29th in D2 ... 2nd on the team with 46 assists ... has scored in double figures in three of the last four games (11.5 ppg).</p>	<p align="center"><b>CAREER HIGHS</b></p> <p>Pts: 22 vs. Arkansas Tech, 1/16/10          Reb: 6 (twice)          Ast: 8 at Missouri S&amp;T, 11/16/09</p>
PPG	RPG	APG	20 Pt	10 A	DD											
8.5	2.3	2.7	1/2	0/0	0/0											
22		<p align="center"><b>Sam Brown</b></p> <p align="center"><b>G • 6-2 • 165 • Jr. • Little Rock, Ark.</b></p> <table border="1"> <thead> <tr> <th>PPG</th> <th>RPG</th> <th>APG</th> <th>20 Pt</th> <th>10 A</th> <th>DD</th> </tr> </thead> <tbody> <tr> <td>8.3</td> <td>2.5</td> <td>1.3</td> <td>2/2</td> <td>0/0</td> <td>0/0</td> </tr> </tbody> </table>	PPG	RPG	APG	20 Pt	10 A	DD	8.3	2.5	1.3	2/2	0/0	0/0	<p>NOTE: 2nd on team with 22 3pt made ... 2-of-13 (15.3%) 3pt in last four games.</p>	<p align="center"><b>CAREER HIGHS</b></p> <p>Pts: 21 (twice)          Reb: 5 (twice)          Ast: 4 (twice)</p>
PPG	RPG	APG	20 Pt	10 A	DD											
8.3	2.5	1.3	2/2	0/0	0/0											
23		<p align="center"><b>Kevin Brown</b></p> <p align="center"><b>F • 6-4 • 205 • Jr. • Hughes, Ark.</b></p> <table border="1"> <thead> <tr> <th>PPG</th> <th>RPG</th> <th>APG</th> <th>20 Pt</th> <th>10 R</th> <th>DD</th> </tr> </thead> <tbody> <tr> <td>13.0</td> <td>6.4</td> <td>1.4</td> <td>4/9</td> <td>2/9</td> <td>1/8</td> </tr> </tbody> </table>	PPG	RPG	APG	20 Pt	10 R	DD	13.0	6.4	1.4	4/9	2/9	1/8	<p>NOTE: Leads HU in scoring (13.0 ppg) ... 10+ pts in six straight and 9 of last 10 ... shot 50% or better in 14 of 17 games ... leads HU and 10th in GSC in rebounding (6.4 rpg) ... leads HU and 5th in GSC in blocks (1.35) ... has six blocks in last three games.</p>	<p align="center"><b>CAREER HIGHS</b></p> <p>Pts: 33 vs. Christian Brothers, 3/9/08          Reb: 14 at Delta State, 2/26/09          Ast: 7 vs. Central Baptist, 12/2/08</p>
PPG	RPG	APG	20 Pt	10 R	DD											
13.0	6.4	1.4	4/9	2/9	1/8											
24		<p align="center"><b>Kirk Porter</b></p> <p align="center"><b>F • 6-5 • 215 • So. • Paragould, Ark.</b></p> <table border="1"> <thead> <tr> <th>PPG</th> <th>RPG</th> <th>APG</th> <th>20 Pt</th> <th>10 R</th> <th>DD</th> </tr> </thead> <tbody> <tr> <td>8.9</td> <td>3.4</td> <td>1.6</td> <td>1/1</td> <td>0/0</td> <td>0/0</td> </tr> </tbody> </table>	PPG	RPG	APG	20 Pt	10 R	DD	8.9	3.4	1.6	1/1	0/0	0/0	<p>NOTE: Leads HU in FG% (57.9) ... 17-of-25 (68%) FG in the last six games.</p>	<p align="center"><b>CAREER HIGHS</b></p> <p>Pts: 23 at St. Edward's, 12/6/09          Reb: 9 vs. Champion Bapt., 11/20/08          Ast: 5 at Incarnate Word, 12/4/09</p>
PPG	RPG	APG	20 Pt	10 R	DD											
8.9	3.4	1.6	1/1	0/0	0/0											
42		<p align="center"><b>Zach Roddenberry</b></p> <p align="center"><b>C • 6-9 • 250 • RFr. • Conyers, Ga.</b></p> <table border="1"> <thead> <tr> <th>PPG</th> <th>RPG</th> <th>APG</th> <th>20 Pt</th> <th>10 R</th> <th>DD</th> </tr> </thead> <tbody> <tr> <td>2.7</td> <td>1.7</td> <td>0.1</td> <td>0/0</td> <td>0/0</td> <td>0/0</td> </tr> </tbody> </table>	PPG	RPG	APG	20 Pt	10 R	DD	2.7	1.7	0.1	0/0	0/0	0/0	<p>NOTE: Scored six points and added two blocks in 16 minutes vs. UAM.</p>	<p align="center"><b>CAREER HIGHS</b></p> <p>Pts: 7 vs. Champion Baptist, 11/23/09          Reb: 5 vs. Champion Baptist, 11/23/09          Ast: 1 (twice)</p>
PPG	RPG	APG	20 Pt	10 R	DD											
2.7	1.7	0.1	0/0	0/0	0/0											
44		<p align="center"><b>Matt Ragsdale</b></p> <p align="center"><b>C • 6-7 • 225 • Jr. • Bentonville, Ark.</b></p> <table border="1"> <thead> <tr> <th>PPG</th> <th>RPG</th> <th>APG</th> <th>20 Pt</th> <th>10 R</th> <th>DD</th> </tr> </thead> <tbody> <tr> <td>7.2</td> <td>4.5</td> <td>0.5</td> <td>0/1</td> <td>1/1</td> <td>0/0</td> </tr> </tbody> </table>	PPG	RPG	APG	20 Pt	10 R	DD	7.2	4.5	0.5	0/1	1/1	0/0	<p>NOTE: Second on HU in rebounding (4.5 rpg) ... 7-of-13 (54%) FG in the last two games after 2-of-8 (25%) in the previous two ... 6-of-14 (42.9%) FT in last four games.</p>	<p align="center"><b>CAREER HIGHS</b></p> <p>Pts: 20 vs. Central Baptist, 11/27/07          Reb: 10 vs. West Georgia, 11/28/09          Ast: 3 vs. Central Baptist, 12/12/09</p>
PPG	RPG	APG	20 Pt	10 R	DD											
7.2	4.5	0.5	0/1	1/1	0/0											
HC		<p align="center"><b>Jeff Morgan</b></p> <p align="center"><b>Head Coach</b>  <b>17th season at Harding</b>  <b>281-190 Record at Harding</b>  <b>298-200 Career Record</b></p>	<p>NOTE: Morgan has directed Harding to 12 postseason appearances in his 16 seasons as a head coach ... he has taken Harding to seven GSC Tournaments, including a semifinals run last season ... Morgan has coached the Bisons to two NCAA Tournament appearances ... Morgan's Bisons have led the GSC in scoring four times ... he has coached six All-America honorees, 11 All-Region players and five GSC Players of the Year.</p>													

# The Last Time...

## THE LAST TIME HARDING...

---

**Scored 110 Points:** 111 vs. Arkansas Baptist (12/3/2002)

**Scored 105 Points:** 107 vs. Shepherd Film Academy (1/5/2010)

**Scored 100 Points:** 107 vs. Shepherd Film Academy (1/5/2010)

**Allowed 100 Points:** 102 vs. West Florida (12/29/2004)

**Scored 60 Points in a Half:** 60 (2nd Half) vs. Christian Brothers (3/9/2008)

**Allowed 60 Points in a Half:** 67 (2nd Half) vs. Central Oklahoma (11/27/2000)

**Did Not Score 20+ Points in a Half:** 15 (1st Half) vs. Christian Brothers (3/6/2009)

**Did Not Allow 20+ Points in a Half:** 17 (2nd Half) vs. Champion Baptist (11/23/09)

**Had 60 Rebounds:** 61 vs. Philander Smith (1/11/2003)

**Had 55 Rebounds:** 57 vs. Texas College (1/5/2009)

**Made 40 Field Goals:** 44 vs. Ecclesia (11/28/2006)

**Made 45 Field Goals:** 52 vs. Philander Smith (12/2/1992)

**Attempted 80 Field Goals:** 82 vs. Ecclesia (11/28/2006)

**Attempted 85 Field Goals:** 87 vs. Central Oklahoma (2/10/2000)

**Made 12 3-pointers:** 14 vs. Southern Arkansas (1/15/2009)

**Made 15 3-pointers:** 16 vs. North Alabama (12/2/2006)

**Attempted 30 3-pointers:** 30 vs. Arkansas-Monticello (2/6/2006)

**Attempted 35 3-pointers:** 35 vs. Ecclesia (11/28/2006)

**Made 35 Free Throws:** 37 vs. Texas College (1/5/2009)

**Made 40 Free Throws:** 44 vs. Arkansas-Monticello (2/1/2001)

**Attempted 45 Free Throws:** 50 vs. Texas College (1/5/2009)

**Attempted 50 Free Throws:** 50 vs. Texas College (1/5/2009)

**Had 30 Assists:** 32 vs. Champion Baptist (11/27/2007)

**Had 20 Steals:** 22 vs. Champion Baptist (11/20/2008)

**Had 15 Steals:** 16 vs. Champion Baptist (11/23/2009)

**Had 8 Blocks:** 8 vs. Henderson State (1/9/2010)

## LAST TIME A HARDING PLAYER...

---

**Scored 40 Points:** 42 by Tiago Lewis vs. Philander Smith (12/10/1992)

**Scored 35 Points:** 37 by Matt Hall at Delta State (1/17/2008)

**Scored 30 Points:** 33 by Kevin Brown vs. Christian Brothers (3/9/2008)

**Had 20 Rebounds:** 20 by Ceso Sprewell vs. Arkansas Baptist (11/15/2004)

**Had 15 Rebounds:** 18 by Alassane Savadogo vs. Central Baptist (12/8/2005)

**Made 15 Field Goals:** 15 by Tony Marion vs. John Brown (2/17/1994)

**Made 10 Field Goals:** 10 by Kevin Brown vs. North Alabama (12/13/2008)

**Attempted 25 Field Goals:** 25 by Matt Hall vs. Delta State (2/3/2005)

**Attempted 20 Field Goals:** 21 by Matt Hall vs. North Alabama (12/2/2006)

**Made 8 3-pointers:** 8 by Darren McCrillis vs. Louisiana Tech (11/20/2001)

**Made 7 3-pointers:** 7 by Lonnie Smith vs. Missouri-Rolla (11/19/2005)

**Made 6 3-pointers:** 6 by Matt Hall vs. Arkansas-Monticello (1/12/2008)

**Attempted 12 3-pointers:** 14 by Lonnie Smith vs. Delta State (1/7/2006)

**Attempted 10 3-pointers:** 10 by Lonnie Smith vs. Henderson State (2/25/2006)

**Made 15 Free Throws:** 16 by Matt Hall vs. Southern Arkansas (1/25/2007)

**Made 10 Free Throws:** 11 by Kevin Brown vs. Arkansas Tech (3/7/2009)

**Attempted 20 Free Throws:** 20 by Matt Hall vs. West Texas A&M (11/24/2007)

**Attempted 15 Free Throws:** 11 by Kevin Brown vs. Arkansas Tech (3/7/2009)

**Had 12 Assists:** 16 by Steven Barnett vs. Champion Baptist (11/27/2007)

**Had 10 Assists:** 10 by Steven Barnett vs. Arkansas Tech (3/7/2009)

**Had 7 Steals:** 7 by Kevin Brown vs. Arkansas Tech (3/7/2009)

**Had 6 Steals:** 7 by Kevin Brown vs. Arkansas Tech (3/7/2009)

**Had 5 Blocks:** 5 by Brent Adams vs. East Central (2/6/1999)

### Triple Doubles

**Ceso Sprewell** vs. Arkansas Baptist (11/15/2004)  
(14 points, 20 rebounds, 11 assists)

**Aaron Farley** vs. Ouachita Baptist (2/19/2001)  
(20 points, 10 rebounds, 10 assists)

**2009-10 Harding Basketball**  
**Harding Combined Team Statistics (as of Jan 27, 2010)**  
**All games**

<b>RECORD:</b>	<b>OVERALL</b>	<b>HOME</b>	<b>AWAY</b>	<b>NEUTRAL</b>
ALL GAMES	8-9	6-3	2-6	0-0
CONFERENCE	1-4	1-2	0-2	0-0
NON-CONFERENCE	7-5	5-1	2-4	0-0

##	Player	gp-gs	min	avg	Total		3-Point		F-Throw		Rebounds				pf	dq	a	to	blk	stl	pts	avg
					fg-fga	fg%	3fg-fga	3fg%	ft-fta	ft%	off	def	tot	avg								
23	Brown, Kevin	17-16	438	25.8	78-136	.574	4-7	.571	61-93	.656	33	75	108	6.4	54	2	24	50	23	21	221	13.0
03	Garner, Matt	17-1	312	18.4	54-114	.474	31-77	.403	20-23	.870	19	40	59	3.5	27	0	12	17	6	9	159	9.4
02	Morgan, Trent	17-17	477	28.1	50-128	.391	20-59	.339	35-53	.660	17	43	60	3.5	43	2	47	46	9	35	155	9.1
24	Porter, Kirk	17-14	419	24.6	55-95	.579	1-9	.111	40-62	.645	13	45	58	3.4	53	5	27	35	7	12	151	8.9
15	Blake, Stephen	17-5	409	24.1	40-98	.408	18-46	.391	47-54	.870	12	27	39	2.3	22	0	46	40	0	14	145	8.5
22	Brown, Sam	17-14	413	24.3	53-121	.438	22-63	.349	13-20	.650	7	35	42	2.5	17	0	22	21	1	8	141	8.3
44	Ragsdale, Matt	17-15	376	22.1	50-101	.495	1-7	.143	22-40	.550	15	61	76	4.5	48	2	9	36	8	17	123	7.2
10	Spencer, Bradley	17-2	352	20.7	29-89	.326	2-23	.087	31-42	.738	26	41	67	3.9	34	0	42	30	3	23	91	5.4
12	Walters, Matt	6-0	58	9.7	9-22	.409	5-15	.333	0-0	.000	7	6	13	2.2	5	0	4	2	0	5	23	3.8
42	Roddenberry, Zach	14-1	129	9.2	16-30	.533	0-0	.000	6-9	.667	3	21	24	1.7	16	0	2	5	6	2	38	2.7
Team											35	23	58		1		1					
Total.....		17	3425		434-938	.463	104-308	.338	279-400	.698	187	418	605	35.6	324	11	240	289	63	146	1251	73.6
Opponents.....		17	3425		394-953	.413	108-327	.330	229-354	.647	191	374	565	33.2	337	11	215	287	75	151	1125	66.2

<b>TEAM STATISTICS</b>	<b>HU</b>	<b>OPP</b>	<b>Date</b>	<b>Opponent</b>	<b>Score</b>	<b>Att.</b>
SCORING	1251	1125	11/16/09	at Missouri S&T	w 75-70	550
Points per game	73.6	66.2	11/19/09	NORTHEASTERN ST.	w 68-63	1612
Scoring margin	+7.4	-	11/23/09	CHAMPION BAPTIST	w 89-38	580
FIELD GOALS-ATT	434-938	394-953	11/28/09	WEST GEORGIA	w 83-54	474
Field goal pct	.463	.413	11/30/09	WEST ALABAMA	L 46-52	1108
3 POINT FG-ATT	104-308	108-327	12/04/09	at Incarnate Word	L 71-82	333
3-point FG pct	.338	.330	12/06/09	at St. Edward's	w 68-64	388
3-pt FG made per game	6.1	6.4	12/12/09	CENTRAL BAPTIST	w 97-76	1246
FREE THROWS-ATT	279-400	229-354	12/19/09	at Alabama-Huntsville	L 56-65	909
Free throw pct	.698	.647	12/21/09	at North Alabama	L 87-91	652
F-Throws made per game	16.4	13.5	12/22/09	at Louisiana-Monroe	L 61-74	806
REBOUNDS	605	565	01/05/10	SHEPHERD FILM ACADEMY	w 107-54	234
Rebounds per game	35.6	33.2	* 01/09/10	HENDERSON STATE	w 94-54	1120
Rebounding margin	+2.4	-	* 01/14/10	at Southern Arkansas	L 59-77	704
ASSISTS	240	215	* 01/16/10	ARKANSAS TECH	L 71-82	2138
Assists per game	14.1	12.6	* 01/21/10	CHRISTIAN BROTHERS	L 63-67	1804
TURNOVERS	289	287	* 01/23/10	at Arkansas-Monticello	Lot 56-62	410
Turnovers per game	17.0	16.9				
Turnover margin	-0.1	-				
Assist/turnover ratio	0.8	0.7				
STEALS	146	151				
Steals per game	8.6	8.9				
BLOCKS	63	75				
Blocks per game	3.7	4.4				
ATTENDANCE	10316	4752				
Home games-Avg/Game	9-1146	8-594				
Neutral site-Avg/Game	-	0-0				

\* - Conference game

<b>Score by Periods</b>	<b>1st</b>	<b>2nd</b>	<b>OT</b>	<b>Totals</b>
Harding	614	630	7	1251
Opponents	538	574	13	1125

**2009-10 Harding Basketball**  
**Harding Overall/Conference Statistics (as of Jan 27, 2010)**  
**All games**

SUMMARY	Overall Statistics										Conference Statistics									
	gp-gs	min/g	fg%	3fg%	ft%	r/g	a/g	stl	blk	pts/g	gp-gs	min/g	fg%	3fg%	ft%	r/g	a/g	stl	blk	pts/g
Brown, Kevin	17-16	25.8	.574	.571	.656	6.4	1.4	21	23	13.0	5-5	31.4	.510	.500	.632	7.2	1.4	5	8	15.6
Garner, Matt	17-1	18.4	.474	.403	.870	3.5	0.7	9	6	9.4	5-0	16.8	.310	.304	1.000	2.8	0.6	3	1	6.2
Morgan, Trent	17-17	28.1	.391	.339	.660	3.5	2.8	35	9	9.1	5-5	29.4	.321	.333	.571	3.0	2.2	9	6	5.2
Porter, Kirk	17-14	24.6	.579	.111	.645	3.4	1.6	12	7	8.9	5-3	18.0	.650	1.000	.667	2.6	1.6	2	0	7.4
Blake, Stephen	17-5	24.1	.408	.391	.870	2.3	2.7	14	0	8.5	5-3	27.8	.500	.500	.765	2.4	2.6	4	0	11.0
Brown, Sam	17-14	24.3	.438	.349	.650	2.5	1.3	8	1	8.3	5-4	27.4	.500	.263	.571	2.2	0.6	2	0	9.4
Ragsdale, Matt	17-15	22.1	.495	.143	.550	4.5	0.5	17	8	7.2	5-5	24.2	.438	.333	.429	3.4	0.0	3	3	7.0
Spencer, Bradley	17-2	20.7	.326	.087	.738	3.9	2.5	23	3	5.4	5-0	21.6	.261	.000	.643	3.4	2.0	5	1	4.2
Walters, Matt	6-0	9.7	.409	.333	.000	2.2	0.7	5	0	3.8	2-0	8.5	.200	.250	.000	1.5	0.5	1	0	1.5
Roddenberry, Zach	14-1	9.2	.533	.000	.667	1.7	0.1	2	6	2.7	3-0	8.3	.444	.000	1.000	0.7	0.3	1	3	3.3
Martin, Martinez	6-0	6.3	.000	.000	1.000	0.0	0.8	0	0	0.7										
Hall, Tony	1-0	4.0	.000	.000	.000	1.0	0.0	0	0	0.0										
Totals	17		.463	.338	.698	35.6	14.1	146	63	73.6	5		.439	.330	.650	32.6	11.4	35	22	68.6
Opponent	17		.413	.330	.647	33.2	12.6	151	75	66.2	5		.429	.396	.612	35.4	14.6	38	24	68.4

SCORING	Overall Statistics								Conference Statistics							
	fg-fga	fg%	3fg-fga	3fg%	ft-fta	ft%	pts	pts/g	fg-fga	fg%	3fg-fga	3fg%	ft-fta	ft%	pts	pts/g
Brown, Kevin	78-136	.574	4-7	.571	61-93	.656	221	13.0	26-51	.510	2-4	.500	24-38	.632	78	15.6
Garner, Matt	54-114	.474	31-77	.403	20-23	.870	159	9.4	9-29	.310	7-23	.304	6-6	1.000	31	6.2
Morgan, Trent	50-128	.391	20-59	.339	35-53	.660	155	9.1	9-28	.321	4-12	.333	4-7	.571	26	5.2
Porter, Kirk	55-95	.579	1-9	.111	40-62	.645	151	8.9	13-20	.650	1-1	1.000	10-15	.667	37	7.4
Blake, Stephen	40-98	.408	18-46	.391	47-54	.870	145	8.5	17-34	.500	8-16	.500	13-17	.765	55	11.0
Brown, Sam	53-121	.438	22-63	.349	13-20	.650	141	8.3	19-38	.500	5-19	.263	4-7	.571	47	9.4
Ragsdale, Matt	50-101	.495	1-7	.143	22-40	.550	123	7.2	14-32	.438	1-3	.333	6-14	.429	35	7.0
Spencer, Bradley	29-89	.326	2-23	.087	31-42	.738	91	5.4	6-23	.261	0-6	.000	9-14	.643	21	4.2
Walters, Matt	9-22	.409	5-15	.333	0-0	.000	23	3.8	1-5	.200	1-4	.250	0-0	.000	3	1.5
Roddenberry, Zach	16-30	.533	0-0	.000	6-9	.667	38	2.7	4-9	.444	0-0	.000	2-2	1.000	10	3.3
Martin, Martinez	0-2	.000	0-1	.000	4-4	1.000	4	0.7								
Hall, Tony	0-2	.000	0-1	.000	0-0	.000	0	0.0								
Totals	434-938	.463	104-308	.338	279-400	.698	1251	73.6	118-269	.439	29-88	.330	78-120	.650	343	68.6
Opponent	394-953	.413	108-327	.330	229-354	.647	1125	66.2	121-282	.429	40-101	.396	60-98	.612	342	68.4

TOTALS	Overall Statistics										Conference Statistics									
	o-reb	d-reb	total	pf	fo	a	to	a/to	hi	pts	o-reb	d-reb	total	pf	fo	a	to	a/to	hi	pts
Brown, Kevin	33	75	108	54	2	24	50	0.5	24		10	26	36	15	0	7	14	0.5	21	
Garner, Matt	19	40	59	27	0	12	17	0.7	19		4	10	14	9	0	3	4	0.8	12	
Morgan, Trent	17	43	60	43	2	47	46	1.0	15		5	10	15	13	1	11	11	1.0	12	
Porter, Kirk	13	45	58	53	5	27	35	0.8	23		4	9	13	15	2	8	8	1.0	12	
Blake, Stephen	12	27	39	22	0	46	40	1.2	22		3	9	12	8	0	13	12	1.1	22	
Brown, Sam	7	35	42	17	0	22	21	1.0	21		2	9	11	6	0	3	5	0.6	21	
Ragsdale, Matt	15	61	76	48	2	9	36	0.3	14		1	16	17	16	1	0	9	0.0	11	
Spencer, Bradley	26	41	67	34	0	42	30	1.4	12		4	13	17	9	0	10	4	2.5	6	
Walters, Matt	7	6	13	5	0	4	2	2.0	8		2	1	3	2	0	1	0	0.0	3	
Roddenberry, Zach	3	21	24	16	0	2	5	0.4	7		1	1	2	4	0	1	0	0.0	6	
Martin, Martinez	0	0	0	4	0	5	5	1.0	4											
Hall, Tony	0	1	1	0	0	0	1	0.0	0											
Totals	187	418	605	324	11	240	289	0.8	107		49	114	163	97	4	57	67	0.9	94	
Opponent	191	374	565	337	11	215	287	0.7	91		59	118	177	100	6	73	72	1.0	82	

2009-10 Harding Basketball  
Harding Team Game-by-Game (as of Jan 27, 2010)  
All games

TEAM STATISTICS

Opponent	Date	Score		Total		3-Pointers		Free throws		Rebounds				pf	a	t/o	blk	stl	pts	avg
				fg-fga	pct	3fg-fga	pct	ft-fta	pct	off	def	tot	avg							
at Missouri S&T	11/16/09	75-70	W	28-59	.475	7-16	.438	12-22	.545	15	30	45	45.0	12	16	26	3	12	75	75.0
NORTHEASTERN ST.	11/19/09	68-63	W	21-48	.438	6-14	.429	20-31	.645	9	21	30	37.5	21	11	14	3	9	68	71.5
CHAMPION BAPTIST	11/23/09	89-38	W	36-67	.537	10-25	.400	7-12	.583	13	32	45	40.0	11	28	11	5	16	89	77.3
WEST GEORGIA	11/28/09	83-54	W	30-63	.476	8-20	.400	15-20	.750	16	26	42	40.5	13	18	12	8	5	83	78.8
WEST ALABAMA	11/30/09	46-52	L	16-47	.340	5-19	.263	9-12	.750	8	21	29	38.2	18	6	20	3	10	46	72.2
at Incarnate Word	12/04/09	71-82	L	25-63	.397	5-21	.238	16-22	.727	9	25	34	37.5	26	9	16	3	4	71	72.0
at St. Edward's	12/06/09	68-64	W	25-38	.658	6-9	.667	12-19	.632	2	24	26	35.9	17	11	18	2	5	68	71.4
CENTRAL BAPTIST	12/12/09	97-76	W	33-60	.550	5-18	.278	26-30	.867	11	27	38	36.1	28	23	19	4	11	97	74.6
at Alabama-Huntsville	12/19/09	56-65	L	19-51	.373	2-19	.105	16-21	.762	11	21	32	35.7	18	14	17	6	6	56	72.6
at North Alabama	12/21/09	87-91	L	26-54	.481	5-15	.333	30-41	.732	19	27	46	36.7	24	10	29	0	10	87	74.0
at Louisiana-Monroe	12/22/09	61-74	L	18-52	.346	5-20	.250	20-28	.714	7	21	28	35.9	29	10	24	3	9	61	72.8
SHEPHERD FILM ACADE	01/05/10	107-54	W	39-67	.582	11-24	.458	18-22	.818	18	29	47	36.8	10	27	16	1	14	107	75.7
HENDERSON STATE	01/09/10	94-54	W	33-65	.508	8-22	.364	20-25	.800	15	31	46	37.5	22	15	10	8	9	94	77.1
at Southern Arkansas	01/14/10	59-77	L	18-51	.353	5-18	.278	18-28	.643	12	21	33	37.2	16	7	14	2	6	59	75.8
ARKANSAS TECH	01/16/10	71-82	L	22-52	.423	5-14	.357	22-36	.611	13	22	35	37.1	21	10	20	6	7	71	75.5
CHRISTIAN BROTHERS	01/21/10	63-67	L	23-43	.535	6-15	.400	11-16	.688	2	17	19	35.9	15	13	13	2	5	63	74.7
at Arkansas-Monticello	01/23/10	56-62	Lot	22-58	.379	5-19	.263	7-15	.467	7	23	30	35.6	23	12	10	4	8	56	73.6
Harding		1251		434-938	.463	104-308	.338	279-400	.698	187	418	605	35.6	324	240	289	63	146	1251	73.6
Opponents		1125		394-953	.413	108-327	.330	229-354	.647	191	374	565	33.2	337	215	287	75	151	1125	66.2

Games played: 17  
Points/game: 73.6  
FG Pct: 46.3  
3FG Pct: 33.8  
FT Pct: 69.8

Rebounds/game: 35.6  
Assists/game: 14.1  
Turnovers/game: 17.0  
Assist/turnover ratio: 0.8  
Steals/game: 8.6  
Blocks/game: 3.7

2009-10 Harding Basketball  
Harding Opponent Game-by-Game (as of Jan 27, 2010)  
All games

OPPONENT STATISTICS

Opponent	Date	Score		Total		3-Pointers		Free throws		Rebounds				pf	a	t/o	blk	stl	pts	avg
				fg-fga	pct	3fg-fga	pct	ft-fta	pct	off	def	tot	avg							
at Missouri S&T	11/16/09	75-70	W	25-67	.373	10-26	.385	10-15	.667	13	23	36	36.0	17	21	21	5	17	70	70.0
NORTHEASTERN ST.	11/19/09	68-63	W	20-45	.444	5-19	.263	18-26	.692	7	21	28	32.0	25	11	18	2	3	63	66.5
CHAMPION BAPTIST	11/23/09	89-38	W	15-53	.283	3-23	.130	5-8	.625	7	19	26	30.0	11	3	20	4	4	38	57.0
WEST GEORGIA	11/28/09	83-54	W	20-62	.323	5-21	.238	9-12	.750	15	19	34	31.0	17	11	17	9	5	54	56.2
WEST ALABAMA	11/30/09	46-52	L	18-45	.400	7-15	.467	9-16	.563	9	24	33	31.4	14	12	18	1	12	52	55.4
at Incarnate Word	12/04/09	71-82	L	25-54	.463	4-9	.444	28-38	.737	8	33	41	33.0	24	7	14	9	8	82	59.8
at St. Edward's	12/06/09	68-64	W	23-54	.426	8-23	.348	10-14	.714	9	14	23	31.6	20	15	10	1	10	64	60.4
CENTRAL BAPTIST	12/12/09	97-76	W	24-55	.436	6-15	.400	22-32	.688	10	20	30	31.4	24	9	21	5	10	76	62.4
at Alabama-Huntsville	12/19/09	56-65	L	22-53	.415	4-16	.250	17-23	.739	12	23	35	31.8	15	16	17	1	7	65	62.7
at North Alabama	12/21/09	87-91	L	34-62	.548	7-23	.304	16-27	.593	12	20	32	31.8	30	13	20	7	13	91	65.5
at Louisiana-Monroe	12/22/09	61-74	L	24-59	.407	2-13	.154	24-40	.600	19	29	48	33.3	25	10	19	6	13	74	66.3
SHEPHERD FILM ACADE	01/05/10	107-54	W	23-62	.371	7-23	.304	1-5	.200	11	11	22	32.3	15	14	20	1	11	54	65.2
HENDERSON STATE	01/09/10	94-54	W	18-50	.360	5-9	.556	13-26	.500	8	17	25	31.8	17	11	17	4	6	54	64.4
at Southern Arkansas	01/14/10	59-77	L	30-50	.600	7-13	.538	10-17	.588	3	25	28	31.5	24	16	13	7	8	77	65.3
ARKANSAS TECH	01/16/10	71-82	L	28-70	.400	10-30	.333	16-23	.696	19	24	43	32.3	29	16	14	6	15	82	66.4
CHRISTIAN BROTHERS	01/21/10	63-67	L	25-53	.472	11-24	.458	6-6	1.000	7	18	25	31.8	14	18	12	2	6	67	66.4
at Arkansas-Monticello	01/23/10	56-62	Lot	20-59	.339	7-25	.280	15-26	.577	22	34	56	33.2	16	12	16	5	3	62	66.2
Opponents		1125		394-953	.413	108-327	.330	229-354	.647	191	374	565	33.2	337	215	287	75	151	1125	66.2
Harding		1251		434-938	.463	104-308	.338	279-400	.698	187	418	605	35.6	324	240	289	63	146	1251	73.6

Games played: 17  
Points/game: 66.2  
FG Pct: 41.3  
3FG Pct: 33.0  
FT Pct: 64.7

Rebounds/game: 33.2  
Assists/game: 12.6  
Turnovers/game: 16.9  
Assist/turnover ratio: 0.7  
Steals/game: 8.9  
Blocks/game: 4.4

2009-10 Harding Basketball  
Harding Points-Rebounds-Assists (as of Jan 27, 2010)  
All games

Opponent	Date	Score		02	03	10	12	15	22	23
				MORGAN,TRE	GARNER,MAT	SPENCER,BR	WALTERS,MA	BLAKE,STEP	BROWN,SAM	BROWN,KEVI
at Missouri S&T	11/16/09	75-70	w	12-4-2	19-5-0	5-6-2	DNP	10-6-8	10-3-0	3-10-2
NORTHEASTERN ST.	11/19/09	68-63	w	12-4-2	18-3-1	0-2-0	DNP	5-1-3	7-3-3	8-8-2
CHAMPION BAPTIST	11/23/09	89-38	w	7-3-6	13-4-0	9-4-8	5-4-0	3-2-3	21-5-2	11-8-2
WEST GEORGIA	11/28/09	83-54	w	9-3-6	8-4-1	4-8-2	0-1-0	15-4-5	9-1-0	20-6-4
WEST ALABAMA	11/30/09	46-52	L	8-8-1	5-1-0	2-5-2	DNP	8-0-1	7-2-0	12-7-1
at Incarnate Word	12/04/09	71-82	L	9-3-2	8-1-1	8-6-0	DNP	12-3-1	5-3-0	10-5-0
at St. Edward's	12/06/09	68-64	w	9-3-2	0-2-0	8-1-1	DNP	0-2-1	14-3-1	6-5-2
CENTRAL BAPTIST	12/12/09	97-76	w	15-2-6	11-5-1	10-2-3	7-0-0	8-2-4	6-3-3	14-7-1
at Alabama-Huntsville	12/19/09	56-65	L	8-5-5	2-3-0	7-5-1	DNP	7-1-1	2-0-4	13-5-1
at North Alabama	12/21/09	87-91	L	12-3-0	11-5-0	12-7-4	DNP	4-1-1	5-4-2	20-4-1
at Louisiana-Monroe	12/22/09	61-74	L	14-3-1	14-4-1	4-1-2	DNP	7-0-1	0-2-1	2-2-1
SHEPHERD FILM ACADEM	01/05/10	107-54	w	14-4-3	19-8-4	1-3-7	8-5-3	11-5-4	8-2-3	24-5-0
HENDERSON STATE	01/09/10	94-54	w	3-5-4	12-4-0	4-4-2	3-2-1	9-4-4	21-5-0	21-8-2
at Southern Arkansas	01/14/10	59-77	L	3-3-0	6-0-0	5-4-2	DNP	13-1-1	6-2-2	13-7-1
ARKANSAS TECH	01/16/10	71-82	L	4-1-3	5-4-1	2-2-2	DNP	22-1-2	8-3-0	19-12-1
CHRISTIAN BROTHERS	01/21/10	63-67	L	12-2-2	2-2-2	4-3-2	DNP	0-3-2	10-0-1	12-5-2
at Arkansas-Monticello	01/23/10	56-62	L	4-4-2	6-4-0	6-4-2	0-1-0	11-3-4	2-1-0	13-4-1

Opponent	Date	Score		24	42	44
				PORTER,KIR	RODDENBERR	RAGSDALE,M
at Missouri S&T	11/16/09	75-70	w	8-1-1	2-1-0	6-7-1
NORTHEASTERN ST.	11/19/09	68-63	w	16-3-0	2-0-0	0-3-0
CHAMPION BAPTIST	11/23/09	89-38	w	8-6-2	7-5-0	5-1-1
WEST GEORGIA	11/28/09	83-54	w	9-2-0	0-0-0	9-10-0
WEST ALABAMA	11/30/09	46-52	L	2-1-1	DNP	2-3-0
at Incarnate Word	12/04/09	71-82	L	6-6-5	4-3-0	5-2-0
at St. Edward's	12/06/09	68-64	w	23-4-3	0-1-0	8-3-1
CENTRAL BAPTIST	12/12/09	97-76	w	13-8-2	2-3-0	11-4-3
at Alabama-Huntsville	12/19/09	56-65	L	7-2-1	0-0-0	10-9-1
at North Alabama	12/21/09	87-91	L	7-1-1	2-3-0	14-9-0
at Louisiana-Monroe	12/22/09	61-74	L	6-6-2	5-2-0	9-4-1
SHEPHERD FILM ACADEM	01/05/10	107-54	w	9-5-1	4-4-1	9-4-1
HENDERSON STATE	01/09/10	94-54	w	7-3-1	4-0-1	10-6-0
at Southern Arkansas	01/14/10	59-77	L	9-2-1	0-2-0	4-4-0
ARKANSAS TECH	01/16/10	71-82	L	7-5-1	DNP	4-3-0
CHRISTIAN BROTHERS	01/21/10	63-67	L	12-1-2	DNP	11-1-0
at Arkansas-Monticello	01/23/10	56-62	L	2-2-3	6-0-0	6-3-0

**2009-10 Harding Basketball**  
**Harding Game-by-Game Highs (as of Jan 27, 2010)**  
**All games**

<b>Opponent</b>	<b>Date</b>	<b>Score</b>	<b>Points</b>	<b>Rebounds</b>	<b>Assists</b>	<b>Steals</b>	<b>Blocked shots</b>
at Missouri S&T	11/16/09	75-70	19-Garner, Matt	10-Brown, Kevin	8-Blake, Stephen	4-Morgan, Trent Spencer, Bradley	2-Porter, Kirk
NORTHEASTERN ST.	11/19/09	68-63	18-Garner, Matt	8-Brown, Kevin	3-Brown, Sam Blake, Stephen	4-Morgan, Trent	2-Brown, Kevin
CHAMPION BAPTIST	11/23/09	89-38	21-Brown, Sam	8-Brown, Kevin	8-Spencer, Bradley	5-Morgan, Trent	4-Brown, Kevin
WEST GEORGIA	11/28/09	83-54	20-Brown, Kevin	10-Ragsdale, Matt	6-Morgan, Trent	2-Brown, Kevin Ragsdale, Matt	3-Brown, Kevin
WEST ALABAMA	11/30/09	46-52	12-Brown, Kevin	8-Morgan, Trent	2-Spencer, Bradley	4-Brown, Kevin	3-Brown, Kevin
at Incarnate Word	12/04/09	71-82	12-Blake, Stephen	6-Porter, Kirk Spencer, Bradley	5-Porter, Kirk	1-Ragsdale, Matt Porter, Kirk Brown, Kevin Morgan, Trent	1-Ragsdale, Matt Porter, Kirk Garner, Matt
at St. Edward's	12/06/09	68-64	23-Porter, Kirk	5-Brown, Kevin	3-Porter, Kirk	2-Spencer, Bradley Morgan, Trent	1-Brown, Sam Morgan, Trent
CENTRAL BAPTIST	12/12/09	97-76	15-Morgan, Trent	8-Porter, Kirk	6-Morgan, Trent	3-Morgan, Trent Brown, Kevin	1-Roddenberry, Zach Morgan, Trent Ragsdale, Matt Brown, Kevin
at Alabama-Huntsville	12/19/09	56-65	13-Brown, Kevin	9-Ragsdale, Matt	5-Morgan, Trent	3-Porter, Kirk	2-Garner, Matt Porter, Kirk
at North Alabama	12/21/09	87-91	20-Brown, Kevin	9-Ragsdale, Matt	4-Spencer, Bradley	4-Brown, Kevin	None
at Louisiana-Monroe	12/22/09	61-74	14-Morgan, Trent Garner, Matt	6-Porter, Kirk	2-Porter, Kirk Spencer, Bradley	2-Morgan, Trent Spencer, Bradley Porter, Kirk	1-Ragsdale, Matt Roddenberry, Zach Brown, Kevin
SHEPHERD FILM ACADEM	01/05/10	107-54	24-Brown, Kevin	8-Garner, Matt	7-Spencer, Bradley	2-Blake, Stephen Brown, Sam Walters, Matt Spencer, Bradley	1-Porter, Kirk
HENDERSON STATE	01/09/10	94-54	21-Brown, Kevin Brown, Sam	8-Brown, Kevin	4-Morgan, Trent Blake, Stephen	3-Ragsdale, Matt	4-Morgan, Trent
at Southern Arkansas	01/14/10	59-77	13-Brown, Kevin Blake, Stephen	7-Brown, Kevin	2-Spencer, Bradley Brown, Sam	3-Spencer, Bradley	1-Spencer, Bradley Ragsdale, Matt
ARKANSAS TECH	01/16/10	71-82	22-Blake, Stephen	12-Brown, Kevin	3-Morgan, Trent	2-Morgan, Trent	3-Brown, Kevin
CHRISTIAN BROTHERS	01/21/10	63-67	12-Porter, Kirk Brown, Kevin Morgan, Trent	5-Brown, Kevin	2-Spencer, Bradley Morgan, Trent Garner, Matt Brown, Kevin Porter, Kirk Blake, Stephen	2-Morgan, Trent	1-Ragsdale, Matt Brown, Kevin
at Arkansas-Monticello	01/23/10	56-62	13-Brown, Kevin	4-Morgan, Trent Spencer, Bradley Brown, Kevin Garner, Matt	4-Blake, Stephen	3-Morgan, Trent	2-Brown, Kevin Roddenberry, Zach

2009-10 Harding Basketball  
Harding Team High/Low Analysis (as of Jan 27, 2010)  
All games

Harding - TEAM GAME HIGHS

POINTS	107		SHEPHERD FILM ACADEMY (01/05/10)
	97		CENTRAL BAPTIST (12/12/09)
	94		HENDERSON STATE (01/09/10)
	89		CHAMPION BAPTIST (11/23/09)
	87		at North Alabama (12/21/09)
FIELD GOALS MADE	39		SHEPHERD FILM ACADEMY (01/05/10)
	36		CHAMPION BAPTIST (11/23/09)
FIELD GOAL ATTEMPTS	67		SHEPHERD FILM ACADEMY (01/05/10)
	67		CHAMPION BAPTIST (11/23/09)
FIELD GOAL PERCENTAGE	.658	(25-38)	at St. Edward's (12/06/09)
	.582	(39-67)	SHEPHERD FILM ACADEMY (01/05/10)
3 PT FIELD GOALS MADE	11		SHEPHERD FILM ACADEMY (01/05/10)
	10		CHAMPION BAPTIST (11/23/09)
3 PT FG ATTEMPTS	25		CHAMPION BAPTIST (11/23/09)
	24		SHEPHERD FILM ACADEMY (01/05/10)
3 PT FG PERCENTAGE	.667	(6-9)	at St. Edward's (12/06/09)
	.458	(11-24)	SHEPHERD FILM ACADEMY (01/05/10)
FREE THROWS MADE	30		at North Alabama (12/21/09)
	26		CENTRAL BAPTIST (12/12/09)
FREE THROW ATTEMPTS	41		at North Alabama (12/21/09)
	36		ARKANSAS TECH (01/16/10)
FREE THROW PERCENTAGE	.867	(26-30)	CENTRAL BAPTIST (12/12/09)
	.818	(18-22)	SHEPHERD FILM ACADEMY (01/05/10)
REBOUNDS	47		SHEPHERD FILM ACADEMY (01/05/10)
	46		HENDERSON STATE (01/09/10)
	46		at North Alabama (12/21/09)
ASSISTS	28		CHAMPION BAPTIST (11/23/09)
	27		SHEPHERD FILM ACADEMY (01/05/10)
STEALS	16		CHAMPION BAPTIST (11/23/09)
	14		SHEPHERD FILM ACADEMY (01/05/10)
BLOCKED SHOTS	8		HENDERSON STATE (01/09/10)
	8		WEST GEORGIA (11/28/09)
TURNOVERS	29		at North Alabama (12/21/09)
	26		at Missouri S&T (11/16/09)
FOULS	29		at Louisiana-Monroe (12/22/09)
	28		CENTRAL BAPTIST (12/12/09)

2009-10 Harding Basketball  
Harding High/Low Analysis (as of Jan 27, 2010)  
All games

Opponent - GAME HIGHS

POINTS	91		at North Alabama (12/21/09)
	82		ARKANSAS TECH (01/16/10)
	82		at Incarnate Word (12/04/09)
	77		at Southern Arkansas (01/14/10)
	76		CENTRAL BAPTIST (12/12/09)
FIELD GOALS MADE	34		at North Alabama (12/21/09)
	30		at Southern Arkansas (01/14/10)
FIELD GOAL ATTEMPTS	70		ARKANSAS TECH (01/16/10)
	67		at Missouri S&T (11/16/09)
FIELD GOAL PERCENTAGE	.600	(30-50)	at Southern Arkansas (01/14/10)
	.548	(34-62)	at North Alabama (12/21/09)
3 PT FIELD GOALS MADE	11		CHRISTIAN BROTHERS (01/21/10)
	10		ARKANSAS TECH (01/16/10)
	10		at Missouri S&T (11/16/09)
3 PT FG ATTEMPTS	30		ARKANSAS TECH (01/16/10)
	26		at Missouri S&T (11/16/09)
3 PT FG PERCENTAGE	.556	(5-9)	HENDERSON STATE (01/09/10)
	.538	(7-13)	at Southern Arkansas (01/14/10)
FREE THROWS MADE	28		at Incarnate Word (12/04/09)
	24		at Louisiana-Monroe (12/22/09)
FREE THROW ATTEMPTS	40		at Louisiana-Monroe (12/22/09)
	38		at Incarnate Word (12/04/09)
FREE THROW PERCENTAGE	1.000	(6-6)	CHRISTIAN BROTHERS (01/21/10)
	.750	(9-12)	WEST GEORGIA (11/28/09)
REBOUNDS	56		at Arkansas-Monticello (01/23/10)
	48		at Louisiana-Monroe (12/22/09)
ASSISTS	21		at Missouri S&T (11/16/09)
	18		CHRISTIAN BROTHERS (01/21/10)
STEALS	17		at Missouri S&T (11/16/09)
	15		ARKANSAS TECH (01/16/10)
BLOCKED SHOTS	9		at Incarnate Word (12/04/09)
	9		WEST GEORGIA (11/28/09)
TURNOVERS	21		CENTRAL BAPTIST (12/12/09)
	21		at Missouri S&T (11/16/09)
FOULS	30		at North Alabama (12/21/09)
	29		ARKANSAS TECH (01/16/10)

2009-10 Harding Basketball  
Harding High/Low Analysis (as of Jan 27, 2010)  
All games

Harding - GAME LOWS

POINTS	46		WEST ALABAMA (11/30/09)
	56		at Alabama-Huntsville (12/19/09)
	56		at Arkansas-Monticello (01/23/10)
	59		at Southern Arkansas (01/14/10)
	61		at Louisiana-Monroe (12/22/09)
FIELD GOALS MADE	16		WEST ALABAMA (11/30/09)
	18		at Louisiana-Monroe (12/22/09)
	18		at Southern Arkansas (01/14/10)
FIELD GOAL ATTEMPTS	38		at St. Edward's (12/06/09)
	43		CHRISTIAN BROTHERS (01/21/10)
FIELD GOAL PERCENTAGE	.340	(16-47)	WEST ALABAMA (11/30/09)
	.346	(18-52)	at Louisiana-Monroe (12/22/09)
3 PT FIELD GOALS MADE	2		at Alabama-Huntsville (12/19/09)
	5		WEST ALABAMA (11/30/09)
	5		at Incarnate Word (12/04/09)
	5		CENTRAL BAPTIST (12/12/09)
	5		at North Alabama (12/21/09)
	5		at Louisiana-Monroe (12/22/09)
	5		at Southern Arkansas (01/14/10)
	5		ARKANSAS TECH (01/16/10)
	5		at Arkansas-Monticello (01/23/10)
	9		at St. Edward's (12/06/09)
3 PT FG ATTEMPTS	14		NORTHEASTERN ST. (11/19/09)
	14		ARKANSAS TECH (01/16/10)
	.105	(2-19)	at Alabama-Huntsville (12/19/09)
3 PT FG PERCENTAGE	.238	(5-21)	at Incarnate Word (12/04/09)
	7		CHAMPION BAPTIST (11/23/09)
FREE THROWS MADE	7		at Arkansas-Monticello (01/23/10)
	12		CHAMPION BAPTIST (11/23/09)
FREE THROW ATTEMPTS	12		WEST ALABAMA (11/30/09)
	.467	(7-15)	at Arkansas-Monticello (01/23/10)
FREE THROW PERCENTAGE	.545	(12-22)	at Missouri S&T (11/16/09)
	19		CHRISTIAN BROTHERS (01/21/10)
REBOUNDS	26		at St. Edward's (12/06/09)
	6		WEST ALABAMA (11/30/09)
ASSISTS	7		at Southern Arkansas (01/14/10)
	4		at Incarnate Word (12/04/09)
STEALS	5		WEST GEORGIA (11/28/09)
	5		at St. Edward's (12/06/09)
	5		CHRISTIAN BROTHERS (01/21/10)
BLOCKED SHOTS	0		at North Alabama (12/21/09)
	1		SHEPHERD FILM ACADEMY (01/05/10)
TURNOVERS	10		HENDERSON STATE (01/09/10)
	10		at Arkansas-Monticello (01/23/10)
FOULS	10		SHEPHERD FILM ACADEMY (01/05/10)
	11		CHAMPION BAPTIST (11/23/09)

2009-10 Harding Basketball  
Harding High/Low Analysis (as of Jan 27, 2010)  
All games

Opponent - GAME LOWS

POINTS	38		CHAMPION BAPTIST (11/23/09)
	52		WEST ALABAMA (11/30/09)
	54		WEST GEORGIA (11/28/09)
	54		SHEPHERD FILM ACADEMY (01/05/10)
	54		HENDERSON STATE (01/09/10)
FIELD GOALS MADE	15		CHAMPION BAPTIST (11/23/09)
	18		WEST ALABAMA (11/30/09)
	18		HENDERSON STATE (01/09/10)
FIELD GOAL ATTEMPTS	45		NORTHEASTERN ST. (11/19/09)
	45		WEST ALABAMA (11/30/09)
FIELD GOAL PERCENTAGE	.283	(15-53)	CHAMPION BAPTIST (11/23/09)
	.323	(20-62)	WEST GEORGIA (11/28/09)
3 PT FIELD GOALS MADE	2		at Louisiana-Monroe (12/22/09)
	3		CHAMPION BAPTIST (11/23/09)
3 PT FG ATTEMPTS	9		at Incarnate Word (12/04/09)
	9		HENDERSON STATE (01/09/10)
3 PT FG PERCENTAGE	.130	(3-23)	CHAMPION BAPTIST (11/23/09)
	.154	(2-13)	at Louisiana-Monroe (12/22/09)
FREE THROWS MADE	1		SHEPHERD FILM ACADEMY (01/05/10)
	5		CHAMPION BAPTIST (11/23/09)
FREE THROW ATTEMPTS	5		SHEPHERD FILM ACADEMY (01/05/10)
	6		CHRISTIAN BROTHERS (01/21/10)
FREE THROW PERCENTAGE	.200	(1-5)	SHEPHERD FILM ACADEMY (01/05/10)
	.500	(13-26)	HENDERSON STATE (01/09/10)
REBOUNDS	22		SHEPHERD FILM ACADEMY (01/05/10)
	23		at St. Edward's (12/06/09)
ASSISTS	3		CHAMPION BAPTIST (11/23/09)
	7		at Incarnate Word (12/04/09)
STEALS	3		NORTHEASTERN ST. (11/19/09)
	3		at Arkansas-Monticello (01/23/10)
BLOCKED SHOTS	1		WEST ALABAMA (11/30/09)
	1		at St. Edward's (12/06/09)
	1		at Alabama-Huntsville (12/19/09)
	1		SHEPHERD FILM ACADEMY (01/05/10)
TURNOVERS	10		at St. Edward's (12/06/09)
	12		CHRISTIAN BROTHERS (01/21/10)
FOULS	11		CHAMPION BAPTIST (11/23/09)
	14		WEST ALABAMA (11/30/09)
	14		CHRISTIAN BROTHERS (01/21/10)

**2009-10 Harding Basketball**  
**Harding Player High/Low Analysis (as of Jan 27, 2010)**  
**All games**

**Harding - INDIVIDUAL GAME HIGHS**

Points	24		Brown, Kevin vs Shepherd Film Academy (01/05/10)
	23		Porter, Kirk at St. Edward's (12/06/09)
	22		Blake, Stephen vs Arkansas Tech (01/16/10)
	21		Brown, Kevin vs Henderson State (01/09/10)
	21		Brown, Sam vs Henderson State (01/09/10)
Field Goals Made	21		Brown, Sam vs Champion Baptist (11/23/09)
	9		Brown, Kevin vs Shepherd Film Academy (01/05/10)
Field Goal Att.	9		Porter, Kirk at St. Edward's (12/06/09)
	15		Morgan, Trent at Missouri S&T (11/16/09)
FG Pct (min 5 made)	13		Brown, Kevin vs Arkansas Tech (01/16/10)
	1.000	(5-5)	Porter, Kirk vs Christian Brothers (01/21/10)
3-Point FG Made	.889	(8-9)	Garner, Matt at Missouri S&T (11/16/09)
	5		Brown, Sam vs Champion Baptist (11/23/09)
	4		Blake, Stephen vs Arkansas Tech (01/16/10)
	4		Brown, Sam at St. Edward's (12/06/09)
3-Point FG Att.	4		Garner, Matt vs Northeastern St. (11/19/09)
	8		Garner, Matt at Arkansas-Monticello (01/23/10)
	8		Garner, Matt at Louisiana-Monroe (12/22/09)
3-Pt FG Pct (min 2 made)	1.000	(4-4)	Blake, Stephen vs Arkansas Tech (01/16/10)
	1.000	(4-4)	Brown, Sam at St. Edward's (12/06/09)
	1.000	(2-2)	Morgan, Trent vs Christian Brothers (01/21/10)
	1.000	(2-2)	Brown, Sam at Missouri S&T (11/16/09)
Free Throws Made	8		Brown, Kevin vs Henderson State (01/09/10)
	8		Spencer, Bradley at North Alabama (12/21/09)
Free Throw Att.	10		Brown, Kevin vs Arkansas Tech (01/16/10)
	10		Brown, Kevin vs Henderson State (01/09/10)
	10		Spencer, Bradley at North Alabama (12/21/09)
FT Pct (min 3 made)	1.000	(6-6)	Blake, Stephen vs Arkansas Tech (01/16/10)
	1.000	(6-6)	Blake, Stephen vs Central Baptist (12/12/09)
	1.000	(5-5)	Garner, Matt at North Alabama (12/21/09)
	1.000	(4-4)	Morgan, Trent vs Shepherd Film Academy (01/05/10)
	1.000	(4-4)	Blake, Stephen at Louisiana-Monroe (12/22/09)
	1.000	(4-4)	Morgan, Trent at Alabama-Huntsville (12/19/09)
	1.000	(4-4)	Blake, Stephen at Alabama-Huntsville (12/19/09)
	1.000	(4-4)	Morgan, Trent vs Central Baptist (12/12/09)
	1.000	(4-4)	Spencer, Bradley vs Central Baptist (12/12/09)
	1.000	(4-4)	Martin, Martinez at Incarnate Word (12/04/09)
	1.000	(4-4)	Brown, Kevin vs West Alabama (11/30/09)
	1.000	(4-4)	Blake, Stephen vs West Georgia (11/28/09)
	1.000	(3-3)	Porter, Kirk vs Henderson State (01/09/10)
1.000	(3-3)	Brown, Sam at North Alabama (12/21/09)	
1.000	(3-3)	Blake, Stephen at Missouri S&T (11/16/09)	
Rebounds	12		Brown, Kevin vs Arkansas Tech (01/16/10)
	10		Ragsdale, Matt vs West Georgia (11/28/09)
Assists	10		Brown, Kevin at Missouri S&T (11/16/09)
	8		Spencer, Bradley vs Champion Baptist (11/23/09)
Steals	8		Blake, Stephen at Missouri S&T (11/16/09)
	5		Morgan, Trent vs Champion Baptist (11/23/09)
	4		Brown, Kevin at North Alabama (12/21/09)
	4		Brown, Kevin vs West Alabama (11/30/09)
	4		Morgan, Trent vs Northeastern St. (11/19/09)
	4		Morgan, Trent at Missouri S&T (11/16/09)
4		Spencer, Bradley at Missouri S&T (11/16/09)	

Blocked Shots	4	Morgan, Trent vs Henderson State (01/09/10)
	4	Brown, Kevin vs Champion Baptist (11/23/09)
Turnovers	7	Ragsdale, Matt at Missouri S&T (11/16/09)
	6	Blake, Stephen at North Alabama (12/21/09)
	6	Porter, Kirk vs West Alabama (11/30/09)
	6	Morgan, Trent at Missouri S&T (11/16/09)
	6	Brown, Kevin at Missouri S&T (11/16/09)
Fouls	5	Morgan, Trent at Arkansas-Monticello (01/23/10)
	5	Porter, Kirk vs Christian Brothers (01/21/10)
	5	Ragsdale, Matt vs Henderson State (01/09/10)
	5	Porter, Kirk vs Henderson State (01/09/10)
	5	Porter, Kirk at Louisiana-Monroe (12/22/09)
	5	Brown, Kevin at Louisiana-Monroe (12/22/09)
	5	Porter, Kirk at North Alabama (12/21/09)
	5	Morgan, Trent at North Alabama (12/21/09)
	5	Ragsdale, Matt at North Alabama (12/21/09)
	5	Brown, Kevin vs Central Baptist (12/12/09)
	5	Porter, Kirk vs Central Baptist (12/12/09)

**2009-10 Harding Basketball**  
**Harding Opponent High/Low Analysis (as of Jan 27, 2010)**  
**All games**

**OPPONENT INDIVIDUAL GAME HIGHS**

Points	29		Clements, Daviel at North Alabama (12/21/09)
	25		Pierce Caldwell at Incarnate Word (12/04/09)
	24		Reggie Shanks at St. Edward's (12/06/09)
	24		BURNETT, Marlon vs Northeastern St. (11/19/09)
	23		Harden, Channin at Southern Arkansas (01/14/10)
	23		Miller, Rory at North Alabama (12/21/09)
Field Goals Made	10		Harden, Channin at Southern Arkansas (01/14/10)
	10		Clements, Daviel at North Alabama (12/21/09)
Field Goal Att.	22		Manthe, James vs Champion Baptist (11/23/09)
	18		Harden, Channin at Southern Arkansas (01/14/10)
	18		Clements, Daviel at North Alabama (12/21/09)
FG Pct (min 5 made)	.778	(7-9)	Doran, Kevin vs Christian Brothers (01/21/10)
	.714	(5-7)	Allen, Renard vs Arkansas Tech (01/16/10)
3-Point FG Made	5		Doran, Kevin vs Christian Brothers (01/21/10)
	5		Sirju, Richard vs West Alabama (11/30/09)
3-Point FG Att.	12		Friedel, Brandon vs Arkansas Tech (01/16/10)
	10		Carey, Nick at Arkansas-Monticello (01/23/10)
3-Pt FG Pct (min 2 made)	.833	(5-6)	Sirju, Richard vs West Alabama (11/30/09)
	.750	(3-4)	Rhodes, Courtney at Southern Arkansas (01/14/10)
	.750	(3-4)	Tillman, Tommy vs Henderson State (01/09/10)
Free Throws Made	9		Sykes, Tommie at Louisiana-Monroe (12/22/09)
	9		Barnes, Ryan vs Central Baptist (12/12/09)
Free Throw Att.	15		Sykes, Tommie at Louisiana-Monroe (12/22/09)
	13		BURNETT, Marlon vs Northeastern St. (11/19/09)
FT Pct (min 3 made)	1.000	(9-9)	Barnes, Ryan vs Central Baptist (12/12/09)
	1.000	(7-7)	Pierce Caldwell at Incarnate Word (12/04/09)
	1.000	(6-6)	Briggs, Rodderick vs Central Baptist (12/12/09)
	1.000	(4-4)	Smith, Jaime at Alabama-Huntsville (12/19/09)
	1.000	(4-4)	Bobby Watkins at St. Edward's (12/06/09)
	1.000	(4-4)	Redecker, Aaron at Missouri S&T (11/16/09)
	1.000	(3-3)	Simms, Jonathan vs Henderson State (01/09/10)
Rebounds	14		Turner, Rudy at Louisiana-Monroe (12/22/09)
	12		Swanson, Jason vs West Alabama (11/30/09)
Assists	10		Magette, Josh at Alabama-Huntsville (12/19/09)
	10		Harris, Hank at Missouri S&T (11/16/09)
Steals	7		McCoy, C.J. vs Central Baptist (12/12/09)
	5		Massey, Laithe vs Arkansas Tech (01/16/10)
	5		Magette, Josh at Alabama-Huntsville (12/19/09)
	5		Shaun Umeh at Incarnate Word (12/04/09)
Blocked Shots	4		Dade, Sanchez at Southern Arkansas (01/14/10)
	4		Turner, Rudy at Louisiana-Monroe (12/22/09)
	4		Jackson, Brett at North Alabama (12/21/09)
	4		Tamas Cseh at Incarnate Word (12/04/09)
Turnovers	7		Carey, Nick at Arkansas-Monticello (01/23/10)
	7		Likins, B.J. vs Champion Baptist (11/23/09)
Fouls	5		Turner, Jarrell at Arkansas-Monticello (01/23/10)
	5		Dennis, Scott vs Christian Brothers (01/21/10)
	5		Humphrey, Irvin vs Arkansas Tech (01/16/10)
	5		Rhodes, Courtney at Southern Arkansas (01/14/10)
	5		Dade, Sanchez at Southern Arkansas (01/14/10)
	5		Shelton, Jeff vs Henderson State (01/09/10)
	5		Miller, Rory at North Alabama (12/21/09)
	5		Darrington, Marquel at North Alabama (12/21/09)

5 Jannik Zimmer at St. Edward's (12/06/09)  
5 Tamas Cseh at Incarnate Word (12/04/09)  
5 BRANCH, Antoine vs Northeastern St. (11/19/09)

**(Jan 27, 2010)**  
**Individual Career History**

**Blake, Stephen**

Season	gp-gs	min/avg	Total		3-Point		F-Throws		Rebounds				Scoring							
			fg-fga	pct	fg-fga	pct	ft-fta	pct	off	def	tot	avg	pf	fo	ast	to	blk	stl	pts	avg
2008-09	30-0	694/23.1	64-174	.368	43-111	.387	53-65	.815	16	33	49	1.6	61	1	61	37	0	41	224	7.5
2009-10	17-5	409/24.1	40-98	.408	18-46	.391	47-54	.870	12	27	39	2.3	22	0	46	40	0	14	145	8.5
<b>TOTAL</b>	<b>47-5</b>	<b>1103/23.5</b>	<b>104-272</b>	<b>.382</b>	<b>61-157</b>	<b>.389</b>	<b>100-119</b>	<b>.840</b>	<b>28</b>	<b>60</b>	<b>88</b>	<b>1.9</b>	<b>83</b>	<b>1</b>	<b>107</b>	<b>77</b>	<b>0</b>	<b>55</b>	<b>369</b>	<b>7.9</b>

ALL-TIME RANKINGS:

Free throw percentage: 6th (.840)

3-point FG percentage: 9th (.389)

**Brown, Kevin**

Season	gp-gs	min/avg	Total		3-Point		F-Throws		Rebounds				Scoring							
			fg-fga	pct	fg-fga	pct	ft-fta	pct	off	def	tot	avg	pf	fo	ast	to	blk	stl	pts	avg
2007-08	31-2	606/19.5	110-203	.542	5-22	.227	72-115	.626	47	106	153	4.9	85	5	23	53	27	35	297	9.6
2008-09	30-29	751/25.0	144-255	.565	6-18	.333	107-184	.582	68	116	184	6.1	100	5	28	79	30	50	401	13.4
2009-10	17-16	438/25.8	78-136	.574	4-7	.571	61-93	.656	33	75	108	6.4	54	2	24	50	23	21	221	13.0
<b>TOTAL</b>	<b>78-47</b>	<b>1795/23.0</b>	<b>332-594</b>	<b>.559</b>	<b>15-47</b>	<b>.319</b>	<b>240-392</b>	<b>.612</b>	<b>148</b>	<b>297</b>	<b>445</b>	<b>5.7</b>	<b>239</b>	<b>12</b>	<b>75</b>	<b>182</b>	<b>80</b>	<b>106</b>	<b>919</b>	<b>11.8</b>

ALL-TIME RANKINGS:

Blocked shots: 2nd (80)

Blocked shots average: 2nd (1.0)

Field goal percentage: 10th (.559)

SINGLE-SEASON RANKINGS:

Blocked shots: 3rd (30 in 2008-09)

Blocked shots average: 4th (1.0 in 2008-09)

Blocked shots: t-5th (27 in 2007-08)

Blocked shots average: 8th (0.9 in 2007-08)

**Brown, Sam**

Season	gp-gs	min/avg	Total		3-Point		F-Throws		Rebounds				Scoring							
			fg-fga	pct	fg-fga	pct	ft-fta	pct	off	def	tot	avg	pf	fo	ast	to	blk	stl	pts	avg
2008-08	30-30	800/26.7	81-195	.415	46-117	.393	45-54	.833	12	62	74	2.5	21	0	22	40	1	15	253	8.4
2009-10	17-14	413/24.3	53-121	.438	22-63	.349	13-20	.650	7	35	42	2.5	17	0	22	21	1	8	141	8.3
<b>TOTAL</b>	<b>47-44</b>	<b>1213/25.8</b>	<b>134-316</b>	<b>.424</b>	<b>68-180</b>	<b>.378</b>	<b>58-74</b>	<b>.784</b>	<b>19</b>	<b>97</b>	<b>116</b>	<b>2.5</b>	<b>38</b>	<b>0</b>	<b>44</b>	<b>61</b>	<b>2</b>	<b>23</b>	<b>394</b>	<b>8.4</b>

SINGLE-SEASON RANKINGS:

Games started: t-5th (30 in 2008-09)

**Garner, Matt**

Season	gp-gs	min/avg	Total		3-Point		F-Throws		Rebounds				Scoring							
			fg-fga	pct	fg-fga	pct	ft-fta	pct	off	def	tot	avg	pf	fo	ast	to	blk	stl	pts	avg
2007-08	25-0	250/10.0	27-85	.318	10-46	.217	16-20	.800	14	24	38	1.5	33	1	9	22	8	5	80	3.2
2008-09	30-0	307/10.2	42-88	.477	25-61	.410	20-25	.800	9	38	47	1.6	37	0	8	14	3	10	129	4.3
2009-10	17-1	312/18.4	54-114	.474	31-77	.403	20-23	.870	19	40	59	3.5	27	0	12	17	6	9	159	9.4
<b>TOTAL</b>	<b>72-1</b>	<b>869/12.1</b>	<b>123-287</b>	<b>.429</b>	<b>66-184</b>	<b>.359</b>	<b>56-68</b>	<b>.824</b>	<b>42</b>	<b>102</b>	<b>144</b>	<b>2.0</b>	<b>97</b>	<b>1</b>	<b>29</b>	<b>53</b>	<b>17</b>	<b>24</b>	<b>368</b>	<b>5.1</b>

**Morgan, Trent**

Season	gp-gs	min/avg	Total		3-Point		F-Throws		Rebounds				Scoring							
			fg-fga	pct	fg-fga	pct	ft-fta	pct	off	def	tot	avg	pf	fo	ast	to	blk	stl	pts	avg
2006-07	29-1	605/20.9	57-151	.377	15-53	.283	23-35	.657	30	54	84	2.9	54	1	66	48	7	28	152	5.2
2007-08	31-31	1037/33.5	127-265	.479	41-104	.394	70-87	.805	33	88	121	3.9	96	3	94	85	11	49	365	11.8
2008-09	30-30	894/29.8	124-308	.403	49-146	.336	95-127	.748	31	100	131	4.4	76	0	61	67	13	55	392	13.1
2009-10	17-17	477/28.1	50-128	.391	20-59	.339	35-53	.660	17	43	60	3.5	43	2	47	46	9	35	155	9.1
<b>TOTAL</b>	<b>107-79</b>	<b>3013/28.2</b>	<b>358-852</b>	<b>.420</b>	<b>125-362</b>	<b>.345</b>	<b>223-302</b>	<b>.738</b>	<b>111</b>	<b>285</b>	<b>396</b>	<b>3.7</b>	<b>269</b>	<b>6</b>	<b>268</b>	<b>246</b>	<b>40</b>	<b>167</b>	<b>1064</b>	<b>9.9</b>

ALL-TIME RANKINGS:

Steals: 3rd (167)

Blocked shots: 5th (40)

3-point field goals attempted: 7th (362)

Steals average: 7th (1.6)

3-point field goals made: 10th (125)

SINGLE-SEASON RANKINGS:

Minutes: 1st (1037 in 2007-08)

Games started: t-1st (31 in 2007-08)

Minutes average: 5th (33.5 in 2007-08)

Games started: t-5th (30 in 2008-09)

Minutes: t-10th (894 in 2008-09)

**(Jan 27, 2010)**  
**Individual Career History**

**Porter, Kirk**

Season	gp-gs	min/avg	Total		3-Point		F-Throws		Rebounds				Scoring							
			fg-fga	pct	fg-fga	pct	ft-fta	pct	off	def	tot	avg	pf	fo	ast	to	blk	stl	pts	avg
2008-09	30-2	534/17.8	64-132	.485	3-16	.188	46-74	.622	24	85	109	3.6	65	1	20	35	6	22	177	5.9
2009-10	17-14	419/24.6	55-95	.579	1-9	.111	40-62	.645	13	45	58	3.4	53	5	27	35	7	12	151	8.9
TOTAL	47-16	953/20.3	119-227	.524	4-25	.160	86-136	.632	37	130	167	3.6	118	6	47	70	13	34	328	7.0

**Ragsdale, Matt**

Season	gp-gs	min/avg	Total		3-Point		F-Throws		Rebounds				Scoring							
			fg-fga	pct	fg-fga	pct	ft-fta	pct	off	def	tot	avg	pf	fo	ast	to	blk	stl	pts	avg
2007-08	10-0	56/5.6	13-24	.542	1-5	.200	8-9	.889	10	9	19	1.9	7	0	0	7	0	2	35	3.5
2008-09	19-0	280/14.7	37-83	.446	5-10	.500	24-35	.686	16	38	54	2.8	62	6	4	20	5	16	103	5.4
2009-10	17-15	376/22.1	50-101	.495	1-7	.143	22-40	.550	15	61	76	4.5	48	2	9	36	8	17	123	7.2
TOTAL	46-15	712/15.5	100-208	.481	7-22	.318	54-84	.643	41	108	149	3.2	117	8	13	63	13	35	261	5.7

**Roddenberry, Zach**

Season	gp-gs	min/avg	Total		3-Point		F-Throws		Rebounds				Scoring							
			fg-fga	pct	fg-fga	pct	ft-fta	pct	off	def	tot	avg	pf	fo	ast	to	blk	stl	pts	avg
2009-10	14-1	129/9.2	16-30	.533	0-0	.000	6-9	.667	3	21	24	1.7	16	0	2	5	6	2	38	2.7
TOTAL	14-1	129/9.2	16-30	.533	0-0	.000	6-9	.667	3	21	24	1.7	16	0	2	5	6	2	38	2.7

**Spencer, Bradley**

Season	gp-gs	min/avg	Total		3-Point		F-Throws		Rebounds				Scoring							
			fg-fga	pct	fg-fga	pct	ft-fta	pct	off	def	tot	avg	pf	fo	ast	to	blk	stl	pts	avg
2009-10	17-2	352/20.7	29-89	.326	2-23	.087	31-42	.738	26	41	67	3.9	34	0	42	30	3	23	91	5.4
TOTAL	17-2	352/20.7	29-89	.326	2-23	.087	31-42	.738	26	41	67	3.9	34	0	42	30	3	23	91	5.4

**Walters, Matt**

Season	gp-gs	min/avg	Total		3-Point		F-Throws		Rebounds				Scoring							
			fg-fga	pct	fg-fga	pct	ft-fta	pct	off	def	tot	avg	pf	fo	ast	to	blk	stl	pts	avg
2009-10	6-0	58/9.7	9-22	.409	5-15	.333	0-0	.000	7	6	13	2.2	5	0	4	2	0	5	23	3.8
TOTAL	6-0	58/9.7	9-22	.409	5-15	.333	0-0	.000	7	6	13	2.2	5	0	4	2	0	5	23	3.8