



HARDING UNIVERSITY
MEN'S BASKETBALL

GAME NOTES

Harding Bisons (8-8, 1-3) vs. Arkansas-Monticello (8-6, 3-1)
Jan. 23, 2009 • Steelman Fieldhouse • Monticello, Ark.

SCHEDULE/RESULTS

NOVEMBER (4-1)

16	at Missouri S&T	W, 75-70
19	NORTHEASTERN STATE	W, 68-63
23	CHAMPION BAPTIST	W, 89-38
28	WEST GEORGIA	W, 83-54
30	WEST ALABAMA	L, 46-52

DECEMBER (2-4)

4	at Incarnate Word	L, 71-82
6	at St. Edward's	W, 68-64
12	CENTRAL BAPTIST	W, 97-76
19	at Alabama-Huntsville	L, 56-65
21	at North Alabama	L, 87-91
22	at Louisiana-Monroe	L, 61-74

JANUARY (2-3)

5	SHEPHERD FILM ACADEMY	W, 107-54
9	*HENDERSON STATE	W, 94-54
14	*at Southern Arkansas	L, 59-77
16	*#2 ARKANSAS TECH	L, 71-82
21	*CHRISTIAN BROTHERS	L, 63-67
23	*at Arkansas-Monticello	4 p.m.
28	*at Delta State	8 p.m.
30	*OUACHITA BAPTIST	7:30 p.m.

FEBRUARY

4	*at Henderson State	8 p.m.
11	*SOUTHERN ARKANSAS	7:30 p.m.
13	*at Arkansas Tech	6 p.m.
18	*at Christian Brothers	7 p.m.
20	*ARKANSAS-MONTICELLO	7:30 p.m.
22	NORTH ALABAMA	7:30 p.m.
25	*DELTA STATE	7:30 p.m.
27	*at Ouachita Baptist	5 p.m.

MARCH

3-7	1-GSC Tournament	TBA
1	DeSoto County Civic Center (Southaven, Miss.)	
•	Gulf South Conference Game	

KEY NOTES FOR TODAY'S GAME

• The Harding Bisons will look to snap a three-game skid Saturday against Arkansas-Monticello at 4 p.m. at the Steelman Fieldhouse. Harding has dropped the last three meetings against UAM.

• Harding is currently 1-3 and in sixth place in the GSC West. UAM is in third place at 3-1. The top four teams advance to the conference tournament.

• Harding junior Stephen Blake is leading the GSC in free throw percentage at 90.2 percent. He has made 34 of his last 36 free throw attempts. Blake ranks 11th in NCAA Division II. Alex Hall of Drury is the nation's leader at 94.2 percent.

• Harding has moved into third in the GSC in field goal percentage at 46.8 percent. The Bisons have shot better than 50 percent in three of their last five games. The last season Harding shot better than 50 percent was 1989-90 (52.4%).

• In two games last season against Arkansas-Monticello last season, Harding's Stephen Blake averaged 10.0 points off the bench and connected on 5-of-9 three-pointers.

• Harding's Jeff Morgan is in his 18th season as a head coach and is just two wins short of 300 in his career.

GAME 16

SATURDAY, JAN. 23 • 4 p.m.
STEELMAN FIELDHOUSE
MONTICELLO, ARK.

HOW TO FOLLOW

Radio: KVHU-95.3 (Billy Morgan & Scott Goode)

Internet:

Audio: www.HardingSports.com

Video: None

Live Stats: <http://uam-web1.uamont.edu/sports-tats/xlive.htm>

THE COACHES

Jeff Morgan, Harding

at Harding: 281-189 (17th season)

Career: 298-199 (18th season)

vs. Arkansas-Monticello: 19-13

Mike Newell, Arkansas-Monticello

at Arkansas-Monticello: 120-118 (9th season)

Career: 296-221 (18th season)

THE SERIES

Series Record: Arkansas-Monticello leads 55-51

at Monticello: Arkansas-Monticello leads 33-19

First Meeting: UAM 56-50 (12/17/57)

Last Meeting: UAM 78-62 (2/21/09)

Current Streak: Arkansas-Monticello, 3 games

HARDING PROBABLE STARTERS

No.	Name	Pos.	Ht.	Yr.	PPG	RPG	Hometown/Previous School
2	Trent Morgan	G	6-3	Sr.	9.4	3.5	Little Rock, Ark./Central Ark. Christian
22	Sam Brown	G	6-2	Jr.	8.7	2.6	Little Rock, Ark./NE Okla. A&M
23	Kevin Brown	F	6-4	Jr.	13.0	6.5	Hughes, Ark./Hughes HS
24	Kirk Porter	F	6-5	So.	9.3	3.5	Paragould, Ark./Greene Co. Tech
44	Matt Ragsdale	C	6-7	Jr.	7.3	4.6	Bentonville, Ark./Bentonville HS

OFF THE BENCH

No.	Name	Pos.	Ht.	Yr.	PPG	RPG	Hometown/Previous School
3	Matt Garner	G	6-4	Sr.	9.6	3.4	Jonesboro, Ark./Mo. State-West Plains
10	Bradley Spencer	G	6-1	RFr.	5.3	3.9	Lonoke, Ark./Lonoke HS
12	Matt Walters	F	6-4	RFr.	4.6	2.4	Harrison, Ark./Harrison HS
15	Stephen Blake	G	5-9	Jr.	8.4	2.3	Greenbrier, Ark./North Ark. College
42	Zach Roddenberry	C	6-9	RFr.	2.5	1.8	Conyers, Ga./Salem HS

2009-10 -- Harding Bisons

Harding Team Notes:

- Harding was selected third in the GSC West Division in the GSC Preseason Coaches Poll ... the top four teams in each division advance to the GSC Tournament (a change from five in previous years) ... Senior Trent Morgan and junior Kevin Brown were both selected Preseason All-GSC.
- Harding and Arkansas-Monticello are meeting for the 107th time with the Boll Weevils leading the series 55-51. Arkansas-Monticello holds a 33-19 advantage in games played in Monticello. The Bisons are 4-4 vs. the Boll Weevils in Monticello since joining the GSC in 2000-01.
- Harding senior Trent Morgan had a perfect shooting night vs. Christian Brothers, connecting on 4-of-4 from the field, including 2-of-2 from three-point range. He also made both of his free throw attempts. Sophomore Kirk Porter was also 5-of-5 from the field but missed one of two free throws.
- Harding had just 19 rebounds in its loss to Christian Brothers. It was only the second time since joining the NCAA in 1997-98 that the Bisons had fewer than 20 rebounds in a game. The other was an 18-rebound effort in a 64-62 loss to Southeastern Oklahoma on Jan. 13, 2000.

Opponent Notes:

- Arkansas-Monticello is a member of the Gulf South Conference West Division and is located (obviously) in Monticello, Ark. (pop. 9,327). The Boll Weevils were picked fourth in the GSC West in the GSC Preseason Coaches Poll.
- Arkansas-Monticello ranked 16th in Division II in the latest rankings in rebounding margin at +8.8 rebounds per game. The Boll Weevils were also 33rd in scoring defense, allowing only 63.5 points per game.
- Jarrell Turner, a 6-4 guard from Chicago, Ill., leads UAM in scoring (16.0 ppg) and rebounding (7.2). He transferred to UAM from South Suburban College in Chicago. He averaged 11.5 points and 9.6 rebounds as a junior college sophomore. Gil Verner transferred to UAM from Division I Nicholls State as a senior and leads the team in assists, steals and three-pointers made.
- Arkansas-Monticello ranks 268th of 270 Division II teams in the latest NCAA rankings in free throw percentage. The Boll Weevils have made only 56.8 percent of their free throws and have six regulars that are shooting less than 60 percent.

TEAM STATISTICAL COMPARISON

Harding		Arkansas-Monticello	
74.7 (5)	Points Per Game	66.3 (12)	
66.4 (6)	Points Allowed Per Game	63.1 (4)	
+8.3 (5)	Scoring Margin	+3.2 (5)	
46.8 (4)	Field Goal %	44.7 (11)	
26-55	Field Goals (M-A)/G	24-54	
34.3 (8)	3pt Field Goal %	31.8 (14)	
6.2-18.1 (11)	3pt Field Goals/G	5.5-17.3 (13)	
70.6 (3)	Free Throws %	56.8 (14)	
17.0-24.1	Free Throws (M-A)/G	12.2-21.5	
35.9	Rebounding Avg.	38.7	
+4.1 (5)	Rebound Margin	+7.5 (2)	
14.3 (8)	Assists Avg.	10.7 (14)	
17.4	Turnovers Avg.	15.2	
0.8 (9)	Assist-to-Turnover	0.7 (14)	
8.6 (5)	Steals Avg.	6.1 (12)	
3.7 (3)	Blocks Avg.	2.9 (10)	

INDIVIDUAL TEAM LEADERS

	Harding	Arkansas-Monticello
Scoring	Kevin Brown (13.0)	Jarrell Turner (16.0) 8th in GSC
Rebounds	Kevin Brown (6.5) 9th in GSC	Jarrell Turner (7.2) 7th in GSC
Assists	Trent Morgan (2.8)	Gil Verner (2.9)
Blocks	Kevin Brown (1.31) 5th in GSC	Derek Easter (1.29) 7th in GSC
Steals	Trent Morgan (2.00) 2nd in GSC	Gil Verner (1.43)
A/TO Ratio	Bradley Spencer (1.38)	Gil Verner (1.08)
FG Made	Kevin Brown (73)	Jarrell Turner (82)
FG%	Kevin Brown (58.9)	Jarrell Turner (55.0) 3rd in GSC
3PT Made	Matt Garner (29)	Gil Verner (28) 8th in GSC
3pt FG %	Matt Garner (42.0)	Gil Verner (34.6) 10th in GSC
FT Made	Kevin Brown (59)	Jarrell Turner (39)
FT%	Stephen Blake (90.2) 1st in GSC	Gil Turner (77.5)
Minutes	Trent Morgan (27.9)	Jarrell Turner (34.9) 5th in GSC

2009-10 -- Harding Bisons

NCAA STATISTICS

TEAM (as of Jan. 17)

Category	Stat	Rank	Leader
Steals	8.9	57th	Mars Hill (13.3)
Scor. Margin	9.1	59th	Southern Ind. (31.2)
Reb. Margin	4.8	66th	Augusta St. (14.0)
Blocks	3.8	71st	Columbus St. (7.3)
FG% Def.	41.5	74th	Lin. Memorial (34.2)
FT Pct.	70.7	83rd	Adelphi (78.9)

INDIVIDUAL

Stephen Blake

FT Pct. 90.2 11th

Trent Morgan

Steals 2.0 80th

Kevin Brown

Blocks 1.33 99th

GSC Standings

East Division

Team	Conference			Overall		
	W	L	Pct.	W	L	Pct.
#8 Valdosta State	3	0	1.000	17	2	0.895
Alabama-Huntsville	3	0	1.000	14	4	0.778
North Alabama	2	3	0.400	9	9	0.500
West Alabama	1	2	0.333	10	9	0.526
West Georgia	1	2	0.333	9	9	0.500
West Florida	1	4	0.200	7	10	0.412

West Division

Team	Conference			Overall		
	W	L	Pct.	W	L	Pct.
#1 Arkansas Tech	4	0	1.000	17	0	1.000
Delta State	4	0	1.000	13	3	0.813
Arkansas-Monticello	3	1	0.750	8	6	0.571
Christian Brothers	2	2	0.500	12	5	0.706
Southern Arkansas	2	2	0.500	7	10	0.412
Harding	1	3	0.250	8	8	0.500
Henderson State	0	4	0.000	7	10	0.412
Ouachita Baptist	0	4	0.000	4	13	0.235

Upcoming Week's Games

Wednesday, January 20th

UNA 81, @ UWF 78

Thursday, January 21st

UAH 74, @ UWG 56
 @ #8 VSU 92, UWA 54
 CBU 67, @ HU 63
 UAM 60, @ HSU 57
 #1 ATU 74, @ OBU 65
 @ DSU 83, SAU 59

Saturday, January 23rd

HU @ UAM, 4:00 pm
 HSU @ CBU, 4:00 pm
 UWG @ UWA, 4:00 pm
 DSU @ #1 ATU, 6:00 pm
 UAH @ #8 VSU, 7:00 pm
 OBU @ SAU, 7:30 pm
 Concordia (AL) @ UNA, 3:00 pm
 Lambuth @ UWF, 4:00 pm

RECORD WATCH

CAREER POINTS

No.	Player	Years
1. 2255	Butch Gardner	1974-77

19. 1214	Thomas Nesbitt	1989-93
20. 1156	Morris Williams	1989-93
21. 1141	Cliff Miller	1994-98
22. 1139	Gary Baker	1972-76
23. 1061	Trent Morgan	2006-10

CAREER BLOCKED SHOTS

No.	Player	Years
1. 106	Brent Adams	1994-95, 96-99
2. 78	Kevin Brown	2007-10
3. 56	Jay Brogdon	1999-04
4. 46	Corey Camper	1986-90
5. 40	Trent Morgan	2006-10

CAREER STEALS

No.	Player	Years
1. 212	Cliff Miller	1994-98
2. 172	Corey Camper	1986-90
3. 164	Trent Morgan	2006-10

GSC CAREER STEALS

No.	Player	Years
1. 257	Carl Brown, DSU	1983-86
2. 203	Kenyan Morris, HSU	1997-01
3. 185	Will Cotchery, UWA	1979-83
4. 177	Reggie Peyton, CBU	2006-09
	Tamp Harris, UNA	1984-87
6. 168	Bill Cain, LMU	1992-96
7. 167	Paul Davis, DSU	1990-94
8. 165	Jody McPherson, SAU	1995-99
9. 164	Trent Morgan, HU	2006-10

HARDING IN THE GSC STATS

TEAM (through Jan. 19)

Category	Stat	Rank
Scoring Offense	74.7	5th
Scoring Defense	66.4	6th
Scoring Margin	+8.2	5th
Free Throw Pct.	70.6	3rd
Field Goal Pct.	46.8	4th
FG Pct. Defense	41.8	6th
3pt FG Pct.	34.3	8th
3pt FG Pct. Def.	33.4	7th
Rebounding Margin	+4.1	5th
Blocked Shots	3.69	3rd
Assists	14.25	8th
Steals	8.63	5th
Turnover Margin	-0.50	7th
Assist-to-Turnover	0.82	9th
3pt FG Made	6.19	11th

INDIVIDUAL

Category	Stat	Rank
Stephen Blake		
Free Throw Pct.	90.2	1st
Trent Morgan		
Steals	2.00	2nd
Kevin Brown		
Blocked Shots	1.31	5th
Rebounds	6.5	9th












MISCELLANEOUS STATS

Largest Lead.....	55 vs. Shepherd	Largest Deficit.....	18 at Southern Arkansas
Largest Victory.....	53 vs. Shepherd	Closest Victory.....	5 (twice)
Largest Defeat.....	13 at La.-Monroe	Closest Defeat.....	4 (twice)
Largest Deficit in a Win.....	9 vs. NE State	Largest Lead in a Loss.....	6 at North Alabama
Largest Halftime Lead.....	33 vs. Henderson St.	Largest Halftime Deficit.....	15 at North Alabama
Most Pts. 1st Half.....	56 vs. Shepherd	Fewest Pts. 1st Half.....	21 vs. West Alabama
Most Pts. 2nd Half.....	55 vs. Champion Bapt.	Fewest Pts. 2nd Half.....	25 vs. West Alabama
Most Pts. Allowed 1st H.....	53 at North Alabama	Fewest Pts. Allowed 1st H.....	21 (twice)
Most Pts. Allowed 2nd H.....	48 at Incarnate Word	Fewest Pts. Allowed 2nd H.....	17 vs. Champion

Plus/Minus Leaders

Bradley Spencer (+95)
 Stephen Blake (+92)
 Kevin Brown (+89)

Top Lineup: Trent Morgan, Sam Brown, Kevin Brown, Kirk Porter, Matt Ragsdale (+27)

2		<p align="center">Trent Morgan</p> <p align="center">G • 6-3 • 210 • Sr. • Little Rock, Ark.</p> <table border="1"> <thead> <tr> <th>PPG</th> <th>RPG</th> <th>APG</th> <th>20 Pt</th> <th>10 A</th> <th>DD</th> </tr> </thead> <tbody> <tr> <td>9.3</td> <td>3.6</td> <td>2.9</td> <td>0/8</td> <td>0/0</td> <td>0/0</td> </tr> </tbody> </table>	PPG	RPG	APG	20 Pt	10 A	DD	9.3	3.6	2.9	0/8	0/0	0/0	<p>NOTE: Became 30th Bison with 1,000 career pts. ... ranks 24th with 1,046 pts ... needs 11 pts. for 23rd (Chad Ware) ... ranks third in career steals (162) ... needs 11 for second (Corey Camper) ... ninth in GSC in career steals ... second in GSC in steals (2.00) ... 3-of-19 FG (15.8%) in last three games.</p>	<p align="center">CAREER HIGHS</p> <p>Pts: 28 vs. Central Baptist, 12/2/08 Reb: 8 (twice) Ast: 9 vs. Central Baptist, 1/4/07</p>
PPG	RPG	APG	20 Pt	10 A	DD											
9.3	3.6	2.9	0/8	0/0	0/0											
3		<p align="center">Matt Garner</p> <p align="center">G • 6-4 • 185 • Sr. • Jonesboro, Ark.</p> <table border="1"> <thead> <tr> <th>PPG</th> <th>RPG</th> <th>APG</th> <th>20 Pt</th> <th>10 A</th> <th>DD</th> </tr> </thead> <tbody> <tr> <td>10.1</td> <td>3.5</td> <td>0.7</td> <td>0/0</td> <td>0/0</td> <td>0/0</td> </tr> </tbody> </table>	PPG	RPG	APG	20 Pt	10 A	DD	10.1	3.5	0.7	0/0	0/0	0/0	<p>NOTE: Leads HU with 29 3pt and 42.6% 3pt shooting ... has made 14 of 15 last FT over eight games.</p>	<p align="center">CAREER HIGHS</p> <p>Pts: 19 (twice) Reb: 6 vs. Arkansas Tech, 2/14/09 Ast: 2 (five times)</p>
PPG	RPG	APG	20 Pt	10 A	DD											
10.1	3.5	0.7	0/0	0/0	0/0											
10		<p align="center">Bradley Spencer</p> <p align="center">G • 6-1 • 175 • RFr. • Lonoke, Ark.</p> <table border="1"> <thead> <tr> <th>PPG</th> <th>RPG</th> <th>APG</th> <th>20 Pt</th> <th>10 A</th> <th>DD</th> </tr> </thead> <tbody> <tr> <td>5.4</td> <td>4.0</td> <td>2.5</td> <td>0/0</td> <td>0/0</td> <td>0/0</td> </tr> </tbody> </table>	PPG	RPG	APG	20 Pt	10 A	DD	5.4	4.0	2.5	0/0	0/0	0/0	<p>NOTE: 10-of-44 (22.7%) FG in last seven games ... 2nd on HU with 25 off. reb. ... 2nd on HU with 22 steals ... has had multiple assists in six straight games.</p>	<p align="center">CAREER HIGHS</p> <p>Pts: 12 at North Alabama, 12/21/09 Reb: 8 vs. West Georgia, 11/28/09 Ast: 8 vs. Champion Baptist, 11/23/09</p>
PPG	RPG	APG	20 Pt	10 A	DD											
5.4	4.0	2.5	0/0	0/0	0/0											
12		<p align="center">Matt Walters</p> <p align="center">F • 6-4 • 185 • RFr. • Harrison, Ark.</p> <table border="1"> <thead> <tr> <th>PPG</th> <th>RPG</th> <th>APG</th> <th>20 Pt</th> <th>10 R</th> <th>DD</th> </tr> </thead> <tbody> <tr> <td>4.6</td> <td>2.4</td> <td>0.8</td> <td>0/0</td> <td>0/0</td> <td>0/0</td> </tr> </tbody> </table>	PPG	RPG	APG	20 Pt	10 R	DD	4.6	2.4	0.8	0/0	0/0	0/0	<p>NOTE: Set career highs with eight points, five rebounds and three assists vs. Shepherd Film Academy ... played a season-high 18 minutes in the game.</p>	<p align="center">CAREER HIGHS</p> <p>Pts: 8 vs. Shepherd Film, 1/5/10 Reb: 5 vs. Shepherd Film, 1/5/10 Ast: 3 vs. Shepherd Film, 1/5/10</p>
PPG	RPG	APG	20 Pt	10 R	DD											
4.6	2.4	0.8	0/0	0/0	0/0											
15		<p align="center">Stephen Blake</p> <p align="center">G • 5-9 • 165 • Jr. • Greenbrier, Ark.</p> <table border="1"> <thead> <tr> <th>PPG</th> <th>RPG</th> <th>APG</th> <th>20 Pt</th> <th>10 A</th> <th>DD</th> </tr> </thead> <tbody> <tr> <td>8.0</td> <td>2.3</td> <td>2.7</td> <td>1/2</td> <td>0/0</td> <td>0/0</td> </tr> </tbody> </table>	PPG	RPG	APG	20 Pt	10 A	DD	8.0	2.3	2.7	1/2	0/0	0/0	<p>NOTE: Scored a career-high 22 pts vs. Arkansas Tech ... made 4-of-4 3pt and 6-of-6 FT ... leads the GSC in FT% (90.2) ... has made 34 of his last 36 FT ... ranks 18th in D2 in FT% ... 2nd on team with 40 assists.</p>	<p align="center">CAREER HIGHS</p> <p>Pts: 22 vs. Arkansas Tech, 1/16/10 Reb: 6 (twice) Ast: 8 at Missouri S&T, 11/16/09</p>
PPG	RPG	APG	20 Pt	10 A	DD											
8.0	2.3	2.7	1/2	0/0	0/0											
22		<p align="center">Sam Brown</p> <p align="center">G • 6-2 • 165 • Jr. • Little Rock, Ark.</p> <table border="1"> <thead> <tr> <th>PPG</th> <th>RPG</th> <th>APG</th> <th>20 Pt</th> <th>10 A</th> <th>DD</th> </tr> </thead> <tbody> <tr> <td>8.6</td> <td>2.7</td> <td>1.4</td> <td>2/2</td> <td>0/0</td> <td>0/0</td> </tr> </tbody> </table>	PPG	RPG	APG	20 Pt	10 A	DD	8.6	2.7	1.4	2/2	0/0	0/0	<p>NOTE: 2nd on team with 20 3pt made ... 2nd on the team in 3pt% (35.7%) ... 4-of-29 (14.0%) 3pt in last eight games ... 13-of-17 (76.4%) from 2pt range in the last four games.</p>	<p align="center">CAREER HIGHS</p> <p>Pts: 21 (twice) Reb: 5 (twice) Ast: 4 (twice)</p>
PPG	RPG	APG	20 Pt	10 A	DD											
8.6	2.7	1.4	2/2	0/0	0/0											
23		<p align="center">Kevin Brown</p> <p align="center">F • 6-4 • 205 • Jr. • Hughes, Ark.</p> <table border="1"> <thead> <tr> <th>PPG</th> <th>RPG</th> <th>APG</th> <th>20 Pt</th> <th>10 R</th> <th>DD</th> </tr> </thead> <tbody> <tr> <td>13.1</td> <td>6.6</td> <td>1.4</td> <td>4/9</td> <td>2/9</td> <td>1/8</td> </tr> </tbody> </table>	PPG	RPG	APG	20 Pt	10 R	DD	13.1	6.6	1.4	4/9	2/9	1/8	<p>NOTE: Leads HU in scoring (13.1 ppg) ... 10+ pts in 11 of last 13 games ... shot 50% or better in 13 of 15 games ... had 19 pts and 12 reb vs. ATU for HU's first double-double of the season ... leads HU and ranks sixth in GSC in blocks (1.33) ... leads HU and ranks ninth in GSC in rebounding (6.3).</p>	<p align="center">CAREER HIGHS</p> <p>Pts: 33 vs. Christian Brothers, 3/9/08 Reb: 14 at Delta State, 2/26/09 Ast: 7 vs. Central Baptist, 12/2/08</p>
PPG	RPG	APG	20 Pt	10 R	DD											
13.1	6.6	1.4	4/9	2/9	1/8											
24		<p align="center">Kirk Porter</p> <p align="center">F • 6-5 • 215 • So. • Paragould, Ark.</p> <table border="1"> <thead> <tr> <th>PPG</th> <th>RPG</th> <th>APG</th> <th>20 Pt</th> <th>10 R</th> <th>DD</th> </tr> </thead> <tbody> <tr> <td>9.1</td> <td>3.7</td> <td>1.5</td> <td>1/1</td> <td>0/0</td> <td>0/0</td> </tr> </tbody> </table>	PPG	RPG	APG	20 Pt	10 R	DD	9.1	3.7	1.5	1/1	0/0	0/0	<p>NOTE: Has shot 32-of-51 (62.7%) from the field in his last nine games ... second on the team in minutes played (25.2 mpg) and field goal percentage (56.3).</p>	<p align="center">CAREER HIGHS</p> <p>Pts: 23 at St. Edward's, 12/6/09 Reb: 9 vs. Champion Bapt., 11/20/08 Ast: 5 at Incarnate Word, 12/4/09</p>
PPG	RPG	APG	20 Pt	10 R	DD											
9.1	3.7	1.5	1/1	0/0	0/0											
42		<p align="center">Zach Roddenberry</p> <p align="center">C • 6-9 • 250 • RFr. • Conyers, Ga.</p> <table border="1"> <thead> <tr> <th>PPG</th> <th>RPG</th> <th>APG</th> <th>20 Pt</th> <th>10 R</th> <th>DD</th> </tr> </thead> <tbody> <tr> <td>2.5</td> <td>1.8</td> <td>0.2</td> <td>0/0</td> <td>0/0</td> <td>0/0</td> </tr> </tbody> </table>	PPG	RPG	APG	20 Pt	10 R	DD	2.5	1.8	0.2	0/0	0/0	0/0	<p>NOTE: Shooting 5-of-10 (50.0%) in the last four games ... has appeared in 13 of 14 games.</p>	<p align="center">CAREER HIGHS</p> <p>Pts: 7 vs. Champion Baptist, 11/23/09 Reb: 5 vs. Champion Baptist, 11/23/09 Ast: 1 (twice)</p>
PPG	RPG	APG	20 Pt	10 R	DD											
2.5	1.8	0.2	0/0	0/0	0/0											
44		<p align="center">Matt Ragsdale</p> <p align="center">C • 6-7 • 225 • Jr. • Bentonville, Ark.</p> <table border="1"> <thead> <tr> <th>PPG</th> <th>RPG</th> <th>APG</th> <th>20 Pt</th> <th>10 R</th> <th>DD</th> </tr> </thead> <tbody> <tr> <td>7.1</td> <td>4.8</td> <td>0.6</td> <td>0/1</td> <td>1/1</td> <td>0/0</td> </tr> </tbody> </table>	PPG	RPG	APG	20 Pt	10 R	DD	7.1	4.8	0.6	0/1	1/1	0/0	<p>NOTE: Second on HU in rebounding (4.8 rpg) ... has four games with 7+ rebounds ... 1-of-8 FG and 4-of-9 FT in the last two games.</p>	<p align="center">CAREER HIGHS</p> <p>Pts: 20 vs. Central Baptist, 11/27/07 Reb: 10 vs. West Georgia, 11/28/09 Ast: 3 vs. Central Baptist, 12/12/09</p>
PPG	RPG	APG	20 Pt	10 R	DD											
7.1	4.8	0.6	0/1	1/1	0/0											
HC		<p align="center">Jeff Morgan</p> <p align="center">Head Coach 17th season at Harding 281-189 Record at Harding 298-199 Career Record</p>	<p>NOTE: Morgan has directed Harding to 12 postseason appearances in his 16 seasons as a head coach ... he has taken Harding to seven GSC Tournaments, including a semifinals run last season ... Morgan has coached the Bisons to two NCAA Tournament appearances ... Morgan's Bisons have led the GSC in scoring four times ... he has coached six All-America honorees, 11 All-Region players and five GSC Players of the Year.</p>													

The Last Time...

THE LAST TIME HARDING...

Scored 110 Points: 111 vs. Arkansas Baptist (12/3/2002)

Scored 105 Points: 107 vs. Shepherd Film Academy (1/5/2010)

Scored 100 Points: 107 vs. Shepherd Film Academy (1/5/2010)

Allowed 100 Points: 102 vs. West Florida (12/29/2004)

Scored 60 Points in a Half: 60 (2nd Half) vs. Christian Brothers (3/9/2008)

Allowed 60 Points in a Half: 67 (2nd Half) vs. Central Oklahoma (11/27/2000)

Did Not Score 20+ Points in a Half: 15 (1st Half) vs. Christian Brothers (3/6/2009)

Did Not Allow 20+ Points in a Half: 17 (2nd Half) vs. Champion Baptist (11/23/09)

Had 60 Rebounds: 61 vs. Philander Smith (1/11/2003)

Had 55 Rebounds: 57 vs. Texas College (1/5/2009)

Made 40 Field Goals: 44 vs. Ecclesia (11/28/2006)

Made 45 Field Goals: 52 vs. Philander Smith (12/2/1992)

Attempted 80 Field Goals: 82 vs. Ecclesia (11/28/2006)

Attempted 85 Field Goals: 87 vs. Central Oklahoma (2/10/2000)

Made 12 3-pointers: 14 vs. Southern Arkansas (1/15/2009)

Made 15 3-pointers: 16 vs. North Alabama (12/2/2006)

Attempted 30 3-pointers: 30 vs. Arkansas-Monticello (2/6/2006)

Attempted 35 3-pointers: 35 vs. Ecclesia (11/28/2006)

Made 35 Free Throws: 37 vs. Texas College (1/5/2009)

Made 40 Free Throws: 44 vs. Arkansas-Monticello (2/1/2001)

Attempted 45 Free Throws: 50 vs. Texas College (1/5/2009)

Attempted 50 Free Throws: 50 vs. Texas College (1/5/2009)

Had 30 Assists: 32 vs. Champion Baptist (11/27/2007)

Had 20 Steals: 22 vs. Champion Baptist (11/20/2008)

Had 15 Steals: 16 vs. Champion Baptist (11/23/2009)

Had 8 Blocks: 8 vs. Henderson State (1/9/2010)

LAST TIME A HARDING PLAYER...

Scored 40 Points: 42 by Tiago Lewis vs. Philander Smith (12/10/1992)

Scored 35 Points: 37 by Matt Hall at Delta State (1/17/2008)

Scored 30 Points: 33 by Kevin Brown vs. Christian Brothers (3/9/2008)

Had 20 Rebounds: 20 by Ceso Sprewell vs. Arkansas Baptist (11/15/2004)

Had 15 Rebounds: 18 by Alassane Savadogo vs. Central Baptist (12/8/2005)

Made 15 Field Goals: 15 by Tony Marion vs. John Brown (2/17/1994)

Made 10 Field Goals: 10 by Kevin Brown vs. North Alabama (12/13/2008)

Attempted 25 Field Goals: 25 by Matt Hall vs. Delta State (2/3/2005)

Attempted 20 Field Goals: 21 by Matt Hall vs. North Alabama (12/2/2006)

Made 8 3-pointers: 8 by Darren McCrillis vs. Louisiana Tech (11/20/2001)

Made 7 3-pointers: 7 by Lonnie Smith vs. Missouri-Rolla (11/19/2005)

Made 6 3-pointers: 6 by Matt Hall vs. Arkansas-Monticello (1/12/2008)

Attempted 12 3-pointers: 14 by Lonnie Smith vs. Delta State (1/7/2006)

Attempted 10 3-pointers: 10 by Lonnie Smith vs. Henderson State (2/25/2006)

Made 15 Free Throws: 16 by Matt Hall vs. Southern Arkansas (1/25/2007)

Made 10 Free Throws: 11 by Kevin Brown vs. Arkansas Tech (3/7/2009)

Attempted 20 Free Throws: 20 by Matt Hall vs. West Texas A&M (11/24/2007)

Attempted 15 Free Throws: 11 by Kevin Brown vs. Arkansas Tech (3/7/2009)

Had 12 Assists: 16 by Steven Barnett vs. Champion Baptist (11/27/2007)

Had 10 Assists: 10 by Steven Barnett vs. Arkansas Tech (3/7/2009)

Had 7 Steals: 7 by Kevin Brown vs. Arkansas Tech (3/7/2009)

Had 6 Steals: 7 by Kevin Brown vs. Arkansas Tech (3/7/2009)

Had 5 Blocks: 5 by Brent Adams vs. East Central (2/6/1999)

Triple Doubles

Ceso Sprewell vs. Arkansas Baptist (11/15/2004)
(14 points, 20 rebounds, 11 assists)

Aaron Farley vs. Ouachita Baptist (2/19/2001)
(20 points, 10 rebounds, 10 assists)

2009-10 Harding Basketball
Harding Combined Team Statistics (as of Jan 23, 2010)
All games

RECORD:	OVERALL	HOME	AWAY	NEUTRAL
ALL GAMES	8-8	6-3	2-5	0-0
CONFERENCE	1-3	1-2	0-1	0-0
NON-CONFERENCE	7-5	5-1	2-4	0-0

##	Player	gp-gs	min	avg	Total		3-Point		F-Throw		Rebounds				pf	dq	a	to	blk	stl	pts	avg
					fg-fga	fg%	3fg-fga	3fg%	ft-fta	ft%	off	def	tot	avg								
23	Brown, Kevin	16-15	404	25.3	73-124	.589	3-5	.600	59-87	.678	32	72	104	6.5	51	2	23	49	21	20	208	13.0
03	Garner, Matt	16-1	292	18.3	52-104	.500	29-69	.420	20-23	.870	18	37	55	3.4	25	0	12	17	6	9	153	9.6
02	Morgan, Trent	16-16	447	27.9	48-123	.390	20-58	.345	35-53	.660	17	39	56	3.5	38	1	45	44	9	32	151	9.4
24	Porter, Kirk	16-13	398	24.9	54-92	.587	1-9	.111	40-62	.645	13	43	56	3.5	50	5	24	34	7	12	149	9.3
22	Brown, Sam	16-14	390	24.4	52-116	.448	22-61	.361	13-20	.650	7	34	41	2.6	15	0	22	21	1	8	139	8.7
15	Blake, Stephen	16-4	374	23.4	36-91	.396	16-43	.372	46-51	.902	11	25	36	2.3	21	0	42	37	0	12	134	8.4
44	Ragsdale, Matt	16-14	352	22.0	47-96	.490	1-6	.167	22-39	.564	15	58	73	4.6	44	2	9	34	8	17	117	7.3
10	Spencer, Bradley	16-2	336	21.0	28-86	.326	2-22	.091	27-37	.730	26	37	63	3.9	33	0	40	29	3	22	85	5.3
12	Walters, Matt	5-0	52	10.4	9-20	.450	5-14	.357	0-0	.000	6	6	12	2.4	5	0	4	2	0	4	23	4.6
42	Roddenberry, Zach	13-1	113	8.7	13-24	.542	0-0	.000	6-9	.667	3	21	24	1.8	14	0	2	5	4	2	32	2.5
Team											32	22	54		1		1					
Total.....		16	3200		412-880	.468	99-289	.343	272-385	.706	180	395	575	35.9	301	10	228	279	59	138	1195	74.7
Opponents.....		16	3200		374-894	.418	101-302	.334	214-328	.652	169	340	509	31.8	321	10	203	271	70	148	1063	66.4

TEAM STATISTICS	HU	OPP	Date	Opponent	Score	Att.
SCORING	1195	1063	11/16/09	at Missouri S&T	w 75-70	550
Points per game	74.7	66.4	11/19/09	NORTHEASTERN ST.	w 68-63	1612
Scoring margin	+8.3	-	11/23/09	CHAMPION BAPTIST	w 89-38	580
FIELD GOALS-ATT	412-880	374-894	11/28/09	WEST GEORGIA	w 83-54	474
Field goal pct	.468	.418	11/30/09	WEST ALABAMA	L 46-52	1108
3 POINT FG-ATT	99-289	101-302	12/04/09	at Incarnate Word	L 71-82	333
3-point FG pct	.343	.334	12/06/09	at St. Edward's	w 68-64	388
3-pt FG made per game	6.2	6.3	12/12/09	CENTRAL BAPTIST	w 97-76	1246
FREE THROWS-ATT	272-385	214-328	12/19/09	at Alabama-Huntsville	L 56-65	909
Free throw pct	.706	.652	12/21/09	at North Alabama	L 87-91	652
F-Throws made per game	17.0	13.4	12/22/09	at Louisiana-Monroe	L 61-74	806
REBOUNDS	575	509	01/05/10	SHEPHERD FILM ACADEMY	w 107-54	234
Rebounds per game	35.9	31.8	* 01/09/10	HENDERSON STATE	w 94-54	1120
Rebounding margin	+4.1	-	* 01/14/10	at Southern Arkansas	L 59-77	704
ASSISTS	228	203	* 01/16/10	ARKANSAS TECH	L 71-82	2138
Assists per game	14.3	12.7	* 01/21/10	CHRISTIAN BROTHERS	L 63-67	1804
TURNOVERS	279	271				
Turnovers per game	17.4	16.9				
Turnover margin	-0.5	-				
Assist/turnover ratio	0.8	0.7				
STEALS	138	148				
Steals per game	8.6	9.3				
BLOCKS	59	70				
Blocks per game	3.7	4.4				
ATTENDANCE	10316	4342				
Home games-Avg/Game	9-1146	7-620				
Neutral site-Avg/Game	-	0-0				

Score by Periods	1st	2nd	Totals
Harding	587	608	1195
Opponents	514	549	1063

2009-10 Harding Basketball
Harding Overall/Conference Statistics (as of Jan 23, 2010)
All games

SUMMARY	Overall Statistics										Conference Statistics									
	gp-gs	min/g	fg%	3fg%	ft%	r/g	a/g	stl	blk	pts/g	gp-gs	min/g	fg%	3fg%	ft%	r/g	a/g	stl	blk	pts/g
Brown, Kevin	16-15	25.3	.589	.600	.678	6.5	1.4	20	21	13.0	4-4	30.8	.538	.500	.688	8.0	1.5	4	6	16.3
Garner, Matt	16-1	18.3	.500	.420	.870	3.4	0.8	9	6	9.6	4-0	16.0	.368	.333	1.000	2.5	0.8	3	1	6.3
Morgan, Trent	16-16	27.9	.390	.345	.660	3.5	2.8	32	9	9.4	4-4	29.3	.304	.364	.571	2.8	2.3	6	6	5.5
Porter, Kirk	16-13	24.9	.587	.111	.645	3.5	1.5	12	7	9.3	4-2	17.3	.706	1.000	.667	2.8	1.3	2	0	8.8
Brown, Sam	16-14	24.4	.448	.361	.650	2.6	1.4	8	1	8.7	4-4	28.5	.545	.294	.571	2.5	0.8	2	0	11.3
Blake, Stephen	16-4	23.4	.396	.372	.902	2.3	2.6	12	0	8.4	4-2	26.0	.481	.462	.857	2.3	2.3	2	0	11.0
Ragsdale, Matt	16-14	22.0	.490	.167	.564	4.6	0.6	17	8	7.3	4-4	24.3	.407	.500	.462	3.5	0.0	3	3	7.3
Spencer, Bradley	16-2	21.0	.326	.091	.730	3.9	2.5	22	3	5.3	4-0	23.0	.250	.000	.556	3.3	2.0	4	1	3.8
Walters, Matt	5-0	10.4	.450	.357	.000	2.4	0.8	4	0	4.6	1-0	11.0	.333	.333	.000	2.0	1.0	0	0	3.0
Roddenberry, Zach	13-1	8.7	.542	.000	.667	1.8	0.2	2	4	2.5	2-0	4.5	.333	.000	1.000	1.0	0.5	1	1	2.0
Martin, Martinez	6-0	6.3	.000	.000	1.000	0.0	0.8	0	0	0.7										
Hall, Tony	1-0	4.0	.000	.000	.000	1.0	0.0	0	0	0.0										
Totals	16		.468	.343	.706	35.9	14.3	138	59	74.7	4		.455	.348	.676	33.2	11.3	27	18	71.8
Opponent	16		.418	.334	.652	31.8	12.7	148	70	66.4	4		.453	.434	.625	30.3	15.3	35	19	70.0

SCORING	Overall Statistics								Conference Statistics							
	fg-fga	fg%	3fg-fga	3fg%	ft-fta	ft%	pts	pts/g	fg-fga	fg%	3fg-fga	3fg%	ft-fta	ft%	pts	pts/g
Brown, Kevin	73-124	.589	3-5	.600	59-87	.678	208	13.0	21-39	.538	1-2	.500	22-32	.688	65	16.3
Garner, Matt	52-104	.500	29-69	.420	20-23	.870	153	9.6	7-19	.368	5-15	.333	6-6	1.000	25	6.3
Morgan, Trent	48-123	.390	20-58	.345	35-53	.660	151	9.4	7-23	.304	4-11	.364	4-7	.571	22	5.5
Porter, Kirk	54-92	.587	1-9	.111	40-62	.645	149	9.3	12-17	.706	1-1	1.000	10-15	.667	35	8.8
Brown, Sam	52-116	.448	22-61	.361	13-20	.650	139	8.7	18-33	.545	5-17	.294	4-7	.571	45	11.3
Blake, Stephen	36-91	.396	16-43	.372	46-51	.902	134	8.4	13-27	.481	6-13	.462	12-14	.857	44	11.0
Ragsdale, Matt	47-96	.490	1-6	.167	22-39	.564	117	7.3	11-27	.407	1-2	.500	6-13	.462	29	7.3
Spencer, Bradley	28-86	.326	2-22	.091	27-37	.730	85	5.3	5-20	.250	0-5	.000	5-9	.556	15	3.8
Walters, Matt	9-20	.450	5-14	.357	0-0	.000	23	4.6	1-3	.333	1-3	.333	0-0	.000	3	3.0
Roddenberry, Zach	13-24	.542	0-0	.000	6-9	.667	32	2.5	1-3	.333	0-0	.000	2-2	1.000	4	2.0
Martin, Martinez	0-2	.000	0-1	.000	4-4	1.000	4	0.7								
Hall, Tony	0-2	.000	0-1	.000	0-0	.000	0	0.0								
Totals	412-880	.468	99-289	.343	272-385	.706	1195	74.7	96-211	.455	24-69	.348	71-105	.676	287	71.8
Opponent	374-894	.418	101-302	.334	214-328	.652	1063	66.4	101-223	.453	33-76	.434	45-72	.625	280	70.0

TOTALS	Overall Statistics										Conference Statistics									
	o-reb	d-reb	total	pf	fo	a	to	a/to	hi	pts	o-reb	d-reb	total	pf	fo	a	to	a/to	hi	pts
Brown, Kevin	32	72	104	51	2	23	49	0.5	24		9	23	32	12	0	6	13	0.5	21	
Garner, Matt	18	37	55	25	0	12	17	0.7	19		3	7	10	7	0	3	4	0.8	12	
Morgan, Trent	17	39	56	38	1	45	44	1.0	15		5	6	11	8	0	9	9	1.0	12	
Porter, Kirk	13	43	56	50	5	24	34	0.7	23		4	7	11	12	2	5	7	0.7	12	
Brown, Sam	7	34	41	15	0	22	21	1.0	21		2	8	10	4	0	3	5	0.6	21	
Blake, Stephen	11	25	36	21	0	42	37	1.1	22		2	7	9	7	0	9	9	1.0	22	
Ragsdale, Matt	15	58	73	44	2	9	34	0.3	14		1	13	14	12	1	0	7	0.0	11	
Spencer, Bradley	26	37	63	33	0	40	29	1.4	12		4	9	13	8	0	8	3	2.7	5	
Walters, Matt	6	6	12	5	0	4	2	2.0	8		1	1	2	2	0	1	0	0.0	3	
Roddenberry, Zach	3	21	24	14	0	2	5	0.4	7		1	1	2	2	0	1	0	0.0	4	
Martin, Martinez	0	0	0	4	0	5	5	1.0	4											
Hall, Tony	0	1	1	0	0	0	1	0.0	0											
Totals	180	395	575	301	10	228	279	0.8	107		42	91	133	74	3	45	57	0.8	94	
Opponent	169	340	509	321	10	203	271	0.7	91		37	84	121	84	5	61	56	1.1	82	

2009-10 Harding Basketball
Harding Team Game-by-Game (as of Jan 23, 2010)
All games

TEAM STATISTICS

Opponent	Date	Score		Total		3-Pointers		Free throws		Rebounds				pf	a	t/o	blk	stl	pts	avg
				fg-fga	pct	3fg-fga	pct	ft-fta	pct	off	def	tot	avg							
at Missouri S&T	11/16/09	75-70	W	28-59	.475	7-16	.438	12-22	.545	15	30	45	45.0	12	16	26	3	12	75	75.0
NORTHEASTERN ST.	11/19/09	68-63	W	21-48	.438	6-14	.429	20-31	.645	9	21	30	37.5	21	11	14	3	9	68	71.5
CHAMPION BAPTIST	11/23/09	89-38	W	36-67	.537	10-25	.400	7-12	.583	13	32	45	40.0	11	28	11	5	16	89	77.3
WEST GEORGIA	11/28/09	83-54	W	30-63	.476	8-20	.400	15-20	.750	16	26	42	40.5	13	18	12	8	5	83	78.8
WEST ALABAMA	11/30/09	46-52	L	16-47	.340	5-19	.263	9-12	.750	8	21	29	38.2	18	6	20	3	10	46	72.2
at Incarnate Word	12/04/09	71-82	L	25-63	.397	5-21	.238	16-22	.727	9	25	34	37.5	26	9	16	3	4	71	72.0
at St. Edward's	12/06/09	68-64	W	25-38	.658	6-9	.667	12-19	.632	2	24	26	35.9	17	11	18	2	5	68	71.4
CENTRAL BAPTIST	12/12/09	97-76	W	33-60	.550	5-18	.278	26-30	.867	11	27	38	36.1	28	23	19	4	11	97	74.6
at Alabama-Huntsville	12/19/09	56-65	L	19-51	.373	2-19	.105	16-21	.762	11	21	32	35.7	18	14	17	6	6	56	72.6
at North Alabama	12/21/09	87-91	L	26-54	.481	5-15	.333	30-41	.732	19	27	46	36.7	24	10	29	0	10	87	74.0
at Louisiana-Monroe	12/22/09	61-74	L	18-52	.346	5-20	.250	20-28	.714	7	21	28	35.9	29	10	24	3	9	61	72.8
SHEPHERD FILM ACADE	01/05/10	107-54	W	39-67	.582	11-24	.458	18-22	.818	18	29	47	36.8	10	27	16	1	14	107	75.7
HENDERSON STATE	01/09/10	94-54	W	33-65	.508	8-22	.364	20-25	.800	15	31	46	37.5	22	15	10	8	9	94	77.1
at Southern Arkansas	01/14/10	59-77	L	18-51	.353	5-18	.278	18-28	.643	12	21	33	37.2	16	7	14	2	6	59	75.8
ARKANSAS TECH	01/16/10	71-82	L	22-52	.423	5-14	.357	22-36	.611	13	22	35	37.1	21	10	20	6	7	71	75.5
CHRISTIAN BROTHERS	01/21/10	63-67	L	23-43	.535	6-15	.400	11-16	.688	2	17	19	35.9	15	13	13	2	5	63	74.7
Harding		1195		412-880	.468	99-289	.343	272-385	.706	180	395	575	35.9	301	228	279	59	138	1195	74.7
Opponents		1063		374-894	.418	101-302	.334	214-328	.652	169	340	509	31.8	321	203	271	70	148	1063	66.4

Games played: 16
Points/game: 74.7
FG Pct: 46.8
3FG Pct: 34.3
FT Pct: 70.6

Rebounds/game: 35.9
Assists/game: 14.3
Turnovers/game: 17.4
Assist/turnover ratio: 0.8
Steals/game: 8.6
Blocks/game: 3.7

2009-10 Harding Basketball
Harding Opponent Game-by-Game (as of Jan 23, 2010)
All games

OPPONENT STATISTICS

Opponent	Date	Score		Total		3-Pointers		Free throws		Rebounds				pf	a	t/o	blk	stl	pts	avg
				fg-fga	pct	3fg-fga	pct	ft-fta	pct	off	def	tot	avg							
at Missouri S&T	11/16/09	75-70	W	25-67	.373	10-26	.385	10-15	.667	13	23	36	36.0	17	21	21	5	17	70	70.0
NORTHEASTERN ST.	11/19/09	68-63	W	20-45	.444	5-19	.263	18-26	.692	7	21	28	32.0	25	11	18	2	3	63	66.5
CHAMPION BAPTIST	11/23/09	89-38	W	15-53	.283	3-23	.130	5-8	.625	7	19	26	30.0	11	3	20	4	4	38	57.0
WEST GEORGIA	11/28/09	83-54	W	20-62	.323	5-21	.238	9-12	.750	15	19	34	31.0	17	11	17	9	5	54	56.2
WEST ALABAMA	11/30/09	46-52	L	18-45	.400	7-15	.467	9-16	.563	9	24	33	31.4	14	12	18	1	12	52	55.4
at Incarnate Word	12/04/09	71-82	L	25-54	.463	4-9	.444	28-38	.737	8	33	41	33.0	24	7	14	9	8	82	59.8
at St. Edward's	12/06/09	68-64	W	23-54	.426	8-23	.348	10-14	.714	9	14	23	31.6	20	15	10	1	10	64	60.4
CENTRAL BAPTIST	12/12/09	97-76	W	24-55	.436	6-15	.400	22-32	.688	10	20	30	31.4	24	9	21	5	10	76	62.4
at Alabama-Huntsville	12/19/09	56-65	L	22-53	.415	4-16	.250	17-23	.739	12	23	35	31.8	15	16	17	1	7	65	62.7
at North Alabama	12/21/09	87-91	L	34-62	.548	7-23	.304	16-27	.593	12	20	32	31.8	30	13	20	7	13	91	65.5
at Louisiana-Monroe	12/22/09	61-74	L	24-59	.407	2-13	.154	24-40	.600	19	29	48	33.3	25	10	19	6	13	74	66.3
SHEPHERD FILM ACADE	01/05/10	107-54	W	23-62	.371	7-23	.304	1-5	.200	11	11	22	32.3	15	14	20	1	11	54	65.2
HENDERSON STATE	01/09/10	94-54	W	18-50	.360	5-9	.556	13-26	.500	8	17	25	31.8	17	11	17	4	6	54	64.4
at Southern Arkansas	01/14/10	59-77	L	30-50	.600	7-13	.538	10-17	.588	3	25	28	31.5	24	16	13	7	8	77	65.3
ARKANSAS TECH	01/16/10	71-82	L	28-70	.400	10-30	.333	16-23	.696	19	24	43	32.3	29	16	14	6	15	82	66.4
CHRISTIAN BROTHERS	01/21/10	63-67	L	25-53	.472	11-24	.458	6-6	1.000	7	18	25	31.8	14	18	12	2	6	67	66.4
Opponents		1063		374-894	.418	101-302	.334	214-328	.652	169	340	509	31.8	321	203	271	70	148	1063	66.4
Harding		1195		412-880	.468	99-289	.343	272-385	.706	180	395	575	35.9	301	228	279	59	138	1195	74.7

Games played: 16
Points/game: 66.4
FG Pct: 41.8
3FG Pct: 33.4
FT Pct: 65.2

Rebounds/game: 31.8
Assists/game: 12.7
Turnovers/game: 16.9
Assist/turnover ratio: 0.7
Steals/game: 9.3
Blocks/game: 4.4

2009-10 Harding Basketball
Harding Points-Rebounds-Assists (as of Jan 23, 2010)
All games

Opponent	Date	Score		02	03	04	10	12	15	21
				MORGAN,TRE	GARNER,MAT	MARTIN,MAR	SPENCER,BR	WALTERS,MA	BLAKE,STEP	HALL,TONY
at Missouri S&T	11/16/09	75-70	w	12-4-2	19-5-0	DNP	5-6-2	DNP	10-6-8	DNP
NORTHEASTERN ST.	11/19/09	68-63	w	12-4-2	18-3-1	0-0-0	0-2-0	DNP	5-1-3	DNP
CHAMPION BAPTIST	11/23/09	89-38	w	7-3-6	13-4-0	0-0-4	9-4-8	5-4-0	3-2-3	DNP
WEST GEORGIA	11/28/09	83-54	w	9-3-6	8-4-1	0-0-0	4-8-2	0-1-0	15-4-5	0-1-0
WEST ALABAMA	11/30/09	46-52	L	8-8-1	5-1-0	0-0-0	2-5-2	DNP	8-0-1	DNP
at Incarnate Word	12/04/09	71-82	L	9-3-2	8-1-1	4-0-0	8-6-0	DNP	12-3-1	DNP
at St. Edward's	12/06/09	68-64	w	9-3-2	0-2-0	DNP	8-1-1	DNP	0-2-1	DNP
CENTRAL BAPTIST	12/12/09	97-76	w	15-2-6	11-5-1	DNP	10-2-3	7-0-0	8-2-4	DNP
at Alabama-Huntsville	12/19/09	56-65	L	8-5-5	2-3-0	DNP	7-5-1	DNP	7-1-1	DNP
at North Alabama	12/21/09	87-91	L	12-3-0	11-5-0	0-0-1	12-7-4	DNP	4-1-1	DNP
at Louisiana-Monroe	12/22/09	61-74	L	14-3-1	14-4-1	DNP	4-1-2	DNP	7-0-1	DNP
SHEPHERD FILM ACADEM	01/05/10	107-54	w	14-4-3	19-8-4	DNP	1-3-7	8-5-3	11-5-4	DNP
HENDERSON STATE	01/09/10	94-54	w	3-5-4	12-4-0	DNP	4-4-2	3-2-1	9-4-4	DNP
at Southern Arkansas	01/14/10	59-77	L	3-3-0	6-0-0	DNP	5-4-2	DNP	13-1-1	DNP
ARKANSAS TECH	01/16/10	71-82	L	4-1-3	5-4-1	DNP	2-2-2	DNP	22-1-2	DNP
CHRISTIAN BROTHERS	01/21/10	63-67	L	12-2-2	2-2-2	DNP	4-3-2	DNP	0-3-2	DNP

Opponent	Date	Score		22	23	24	42	44
				BROWN,SAM	BROWN,KEVI	PORTER,KIR	RODDENBERR	RAGSDALE,M
at Missouri S&T	11/16/09	75-70	w	10-3-0	3-10-2	8-1-1	2-1-0	6-7-1
NORTHEASTERN ST.	11/19/09	68-63	w	7-3-3	8-8-2	16-3-0	2-0-0	0-3-0
CHAMPION BAPTIST	11/23/09	89-38	w	21-5-2	11-8-2	8-6-2	7-5-0	5-1-1
WEST GEORGIA	11/28/09	83-54	w	9-1-0	20-6-4	9-2-0	0-0-0	9-10-0
WEST ALABAMA	11/30/09	46-52	L	7-2-0	12-7-1	2-1-1	DNP	2-3-0
at Incarnate Word	12/04/09	71-82	L	5-3-0	10-5-0	6-6-5	4-3-0	5-2-0
at St. Edward's	12/06/09	68-64	w	14-3-1	6-5-2	23-4-3	0-1-0	8-3-1
CENTRAL BAPTIST	12/12/09	97-76	w	6-3-3	14-7-1	13-8-2	2-3-0	11-4-3
at Alabama-Huntsville	12/19/09	56-65	L	2-0-4	13-5-1	7-2-1	0-0-0	10-9-1
at North Alabama	12/21/09	87-91	L	5-4-2	20-4-1	7-1-1	2-3-0	14-9-0
at Louisiana-Monroe	12/22/09	61-74	L	0-2-1	2-2-1	6-6-2	5-2-0	9-4-1
SHEPHERD FILM ACADEM	01/05/10	107-54	w	8-2-3	24-5-0	9-5-1	4-4-1	9-4-1
HENDERSON STATE	01/09/10	94-54	w	21-5-0	21-8-2	7-3-1	4-0-1	10-6-0
at Southern Arkansas	01/14/10	59-77	L	6-2-2	13-7-1	9-2-1	0-2-0	4-4-0
ARKANSAS TECH	01/16/10	71-82	L	8-3-0	19-12-1	7-5-1	DNP	4-3-0
CHRISTIAN BROTHERS	01/21/10	63-67	L	10-0-1	12-5-2	12-1-2	DNP	11-1-0

2009-10 Harding Basketball
Harding Game-by-Game Highs (as of Jan 23, 2010)
All games

Opponent	Date	Score	Points	Rebounds	Assists	Steals	Blocked shots
at Missouri S&T	11/16/09	75-70	19-Garner, Matt	10-Brown, Kevin	8-Blake, Stephen	4-Morgan, Trent Spencer, Bradley	2-Porter, Kirk
NORTHEASTERN ST.	11/19/09	68-63	18-Garner, Matt	8-Brown, Kevin	3-Brown, Sam Blake, Stephen	4-Morgan, Trent	2-Brown, Kevin
CHAMPION BAPTIST	11/23/09	89-38	21-Brown, Sam	8-Brown, Kevin	8-Spencer, Bradley	5-Morgan, Trent	4-Brown, Kevin
WEST GEORGIA	11/28/09	83-54	20-Brown, Kevin	10-Ragsdale, Matt	6-Morgan, Trent	2-Brown, Kevin Ragsdale, Matt	3-Brown, Kevin
WEST ALABAMA	11/30/09	46-52	12-Brown, Kevin	8-Morgan, Trent	2-Spencer, Bradley	4-Brown, Kevin	3-Brown, Kevin
at Incarnate Word	12/04/09	71-82	12-Blake, Stephen	6-Porter, Kirk Spencer, Bradley	5-Porter, Kirk	1-Ragsdale, Matt Porter, Kirk Brown, Kevin Morgan, Trent	1-Ragsdale, Matt Porter, Kirk Garner, Matt
at St. Edward's	12/06/09	68-64	23-Porter, Kirk	5-Brown, Kevin	3-Porter, Kirk	2-Spencer, Bradley Morgan, Trent	1-Brown, Sam Morgan, Trent
CENTRAL BAPTIST	12/12/09	97-76	15-Morgan, Trent	8-Porter, Kirk	6-Morgan, Trent	3-Morgan, Trent Brown, Kevin	1-Roddenberry, Zach Morgan, Trent Ragsdale, Matt Brown, Kevin
at Alabama-Huntsville	12/19/09	56-65	13-Brown, Kevin	9-Ragsdale, Matt	5-Morgan, Trent	3-Porter, Kirk	2-Garner, Matt Porter, Kirk
at North Alabama	12/21/09	87-91	20-Brown, Kevin	9-Ragsdale, Matt	4-Spencer, Bradley	4-Brown, Kevin	None
at Louisiana-Monroe	12/22/09	61-74	14-Morgan, Trent Garner, Matt	6-Porter, Kirk	2-Porter, Kirk Spencer, Bradley	2-Morgan, Trent Spencer, Bradley Porter, Kirk	1-Ragsdale, Matt Roddenberry, Zach Brown, Kevin
SHEPHERD FILM ACADEM	01/05/10	107-54	24-Brown, Kevin	8-Garner, Matt	7-Spencer, Bradley	2-Blake, Stephen Brown, Sam Walters, Matt Spencer, Bradley	1-Porter, Kirk
HENDERSON STATE	01/09/10	94-54	21-Brown, Kevin Brown, Sam	8-Brown, Kevin	4-Morgan, Trent Blake, Stephen	3-Ragsdale, Matt	4-Morgan, Trent
at Southern Arkansas	01/14/10	59-77	13-Brown, Kevin Blake, Stephen	7-Brown, Kevin	2-Spencer, Bradley Brown, Sam	3-Spencer, Bradley	1-Spencer, Bradley Ragsdale, Matt
ARKANSAS TECH	01/16/10	71-82	22-Blake, Stephen	12-Brown, Kevin	3-Morgan, Trent	2-Morgan, Trent	3-Brown, Kevin
CHRISTIAN BROTHERS	01/21/10	63-67	12-Porter, Kirk Brown, Kevin Morgan, Trent	5-Brown, Kevin	2-Spencer, Bradley Morgan, Trent Garner, Matt Brown, Kevin Porter, Kirk Blake, Stephen	2-Morgan, Trent	1-Ragsdale, Matt Brown, Kevin

2009-10 Harding Basketball
Harding Team High/Low Analysis (as of Jan 23, 2010)
All games

Harding - TEAM GAME HIGHS

POINTS	107		SHEPHERD FILM ACADEMY (01/05/10)
	97		CENTRAL BAPTIST (12/12/09)
	94		HENDERSON STATE (01/09/10)
	89		CHAMPION BAPTIST (11/23/09)
	87		at North Alabama (12/21/09)
FIELD GOALS MADE	39		SHEPHERD FILM ACADEMY (01/05/10)
	36		CHAMPION BAPTIST (11/23/09)
FIELD GOAL ATTEMPTS	67		SHEPHERD FILM ACADEMY (01/05/10)
	67		CHAMPION BAPTIST (11/23/09)
FIELD GOAL PERCENTAGE	.658	(25-38)	at St. Edward's (12/06/09)
	.582	(39-67)	SHEPHERD FILM ACADEMY (01/05/10)
3 PT FIELD GOALS MADE	11		SHEPHERD FILM ACADEMY (01/05/10)
	10		CHAMPION BAPTIST (11/23/09)
3 PT FG ATTEMPTS	25		CHAMPION BAPTIST (11/23/09)
	24		SHEPHERD FILM ACADEMY (01/05/10)
3 PT FG PERCENTAGE	.667	(6-9)	at St. Edward's (12/06/09)
	.458	(11-24)	SHEPHERD FILM ACADEMY (01/05/10)
FREE THROWS MADE	30		at North Alabama (12/21/09)
	26		CENTRAL BAPTIST (12/12/09)
FREE THROW ATTEMPTS	41		at North Alabama (12/21/09)
	36		ARKANSAS TECH (01/16/10)
FREE THROW PERCENTAGE	.867	(26-30)	CENTRAL BAPTIST (12/12/09)
	.818	(18-22)	SHEPHERD FILM ACADEMY (01/05/10)
REBOUNDS	47		SHEPHERD FILM ACADEMY (01/05/10)
	46		HENDERSON STATE (01/09/10)
	46		at North Alabama (12/21/09)
ASSISTS	28		CHAMPION BAPTIST (11/23/09)
	27		SHEPHERD FILM ACADEMY (01/05/10)
STEALS	16		CHAMPION BAPTIST (11/23/09)
	14		SHEPHERD FILM ACADEMY (01/05/10)
BLOCKED SHOTS	8		HENDERSON STATE (01/09/10)
	8		WEST GEORGIA (11/28/09)
TURNOVERS	29		at North Alabama (12/21/09)
	26		at Missouri S&T (11/16/09)
FOULS	29		at Louisiana-Monroe (12/22/09)
	28		CENTRAL BAPTIST (12/12/09)

2009-10 Harding Basketball
Harding High/Low Analysis (as of Jan 23, 2010)
All games

Opponent - GAME HIGHS

POINTS	91		at North Alabama (12/21/09)
	82		ARKANSAS TECH (01/16/10)
FIELD GOALS MADE	82		at Incarnate Word (12/04/09)
	77		at Southern Arkansas (01/14/10)
FIELD GOAL ATTEMPTS	76		CENTRAL BAPTIST (12/12/09)
	34		at North Alabama (12/21/09)
FIELD GOAL PERCENTAGE	30		at Southern Arkansas (01/14/10)
	70		ARKANSAS TECH (01/16/10)
3 PT FIELD GOALS MADE	67		at Missouri S&T (11/16/09)
	11		CHRISTIAN BROTHERS (01/21/10)
3 PT FG ATTEMPTS	10		ARKANSAS TECH (01/16/10)
	10		at Missouri S&T (11/16/09)
3 PT FG PERCENTAGE	30		ARKANSAS TECH (01/16/10)
	26		at Missouri S&T (11/16/09)
FREE THROWS MADE	.600	(30-50)	at Southern Arkansas (01/14/10)
	.548	(34-62)	at North Alabama (12/21/09)
FREE THROW ATTEMPTS	28		at Incarnate Word (12/04/09)
	24		at Louisiana-Monroe (12/22/09)
FREE THROW PERCENTAGE	40		at Louisiana-Monroe (12/22/09)
	38		at Incarnate Word (12/04/09)
REBOUNDS	1.000	(6-6)	CHRISTIAN BROTHERS (01/21/10)
	.750	(9-12)	WEST GEORGIA (11/28/09)
ASSISTS	48		at Louisiana-Monroe (12/22/09)
	43		ARKANSAS TECH (01/16/10)
STEALS	21		at Missouri S&T (11/16/09)
	18		CHRISTIAN BROTHERS (01/21/10)
BLOCKED SHOTS	17		at Missouri S&T (11/16/09)
	15		ARKANSAS TECH (01/16/10)
TURNOVERS	9		at Incarnate Word (12/04/09)
	9		WEST GEORGIA (11/28/09)
FOULS	21		CENTRAL BAPTIST (12/12/09)
	21		at Missouri S&T (11/16/09)
	30		at North Alabama (12/21/09)
	29		ARKANSAS TECH (01/16/10)

2009-10 Harding Basketball
Harding High/Low Analysis (as of Jan 23, 2010)
All games

Harding - GAME LOWS

POINTS	46		WEST ALABAMA (11/30/09)
	56		at Alabama-Huntsville (12/19/09)
	59		at Southern Arkansas (01/14/10)
	61		at Louisiana-Monroe (12/22/09)
	63		CHRISTIAN BROTHERS (01/21/10)
FIELD GOALS MADE	16		WEST ALABAMA (11/30/09)
	18		at Louisiana-Monroe (12/22/09)
	18		at Southern Arkansas (01/14/10)
FIELD GOAL ATTEMPTS	38		at St. Edward's (12/06/09)
	43		CHRISTIAN BROTHERS (01/21/10)
FIELD GOAL PERCENTAGE	.340	(16-47)	WEST ALABAMA (11/30/09)
	.346	(18-52)	at Louisiana-Monroe (12/22/09)
3 PT FIELD GOALS MADE	2		at Alabama-Huntsville (12/19/09)
	5		WEST ALABAMA (11/30/09)
	5		at Incarnate Word (12/04/09)
	5		CENTRAL BAPTIST (12/12/09)
	5		at North Alabama (12/21/09)
	5		at Louisiana-Monroe (12/22/09)
	5		at Southern Arkansas (01/14/10)
	5		ARKANSAS TECH (01/16/10)
	5		at St. Edward's (12/06/09)
3 PT FG ATTEMPTS	14		NORTHEASTERN ST. (11/19/09)
	14		ARKANSAS TECH (01/16/10)
	14		at Alabama-Huntsville (12/19/09)
3 PT FG PERCENTAGE	.105	(2-19)	at Incarnate Word (12/04/09)
	.238	(5-21)	at Incarnate Word (12/04/09)
FREE THROWS MADE	7		CHAMPION BAPTIST (11/23/09)
	9		WEST ALABAMA (11/30/09)
FREE THROW ATTEMPTS	12		CHAMPION BAPTIST (11/23/09)
	12		WEST ALABAMA (11/30/09)
FREE THROW PERCENTAGE	.545	(12-22)	at Missouri S&T (11/16/09)
	.583	(7-12)	CHAMPION BAPTIST (11/23/09)
REBOUNDS	19		CHRISTIAN BROTHERS (01/21/10)
	26		at St. Edward's (12/06/09)
ASSISTS	6		WEST ALABAMA (11/30/09)
	7		at Southern Arkansas (01/14/10)
STEALS	4		at Incarnate Word (12/04/09)
	5		WEST GEORGIA (11/28/09)
	5		at St. Edward's (12/06/09)
	5		CHRISTIAN BROTHERS (01/21/10)
	5		at North Alabama (12/21/09)
BLOCKED SHOTS	0		at North Alabama (12/21/09)
TURNOVERS	1		SHEPHERD FILM ACADEMY (01/05/10)
	10		HENDERSON STATE (01/09/10)
	11		CHAMPION BAPTIST (11/23/09)
FOULS	10		SHEPHERD FILM ACADEMY (01/05/10)
	11		CHAMPION BAPTIST (11/23/09)

2009-10 Harding Basketball
Harding High/Low Analysis (as of Jan 23, 2010)
All games

Opponent - GAME LOWS

POINTS	38		CHAMPION BAPTIST (11/23/09)
	52		WEST ALABAMA (11/30/09)
	54		WEST GEORGIA (11/28/09)
	54		SHEPHERD FILM ACADEMY (01/05/10)
	54		HENDERSON STATE (01/09/10)
FIELD GOALS MADE	15		CHAMPION BAPTIST (11/23/09)
	18		WEST ALABAMA (11/30/09)
	18		HENDERSON STATE (01/09/10)
FIELD GOAL ATTEMPTS	45		NORTHEASTERN ST. (11/19/09)
	45		WEST ALABAMA (11/30/09)
FIELD GOAL PERCENTAGE	.283	(15-53)	CHAMPION BAPTIST (11/23/09)
	.323	(20-62)	WEST GEORGIA (11/28/09)
3 PT FIELD GOALS MADE	2		at Louisiana-Monroe (12/22/09)
	3		CHAMPION BAPTIST (11/23/09)
3 PT FG ATTEMPTS	9		at Incarnate Word (12/04/09)
	9		HENDERSON STATE (01/09/10)
3 PT FG PERCENTAGE	.130	(3-23)	CHAMPION BAPTIST (11/23/09)
	.154	(2-13)	at Louisiana-Monroe (12/22/09)
FREE THROWS MADE	1		SHEPHERD FILM ACADEMY (01/05/10)
	5		CHAMPION BAPTIST (11/23/09)
FREE THROW ATTEMPTS	5		SHEPHERD FILM ACADEMY (01/05/10)
	6		CHRISTIAN BROTHERS (01/21/10)
FREE THROW PERCENTAGE	.200	(1-5)	SHEPHERD FILM ACADEMY (01/05/10)
	.500	(13-26)	HENDERSON STATE (01/09/10)
REBOUNDS	22		SHEPHERD FILM ACADEMY (01/05/10)
	23		at St. Edward's (12/06/09)
ASSISTS	3		CHAMPION BAPTIST (11/23/09)
	7		at Incarnate Word (12/04/09)
STEALS	3		NORTHEASTERN ST. (11/19/09)
	4		CHAMPION BAPTIST (11/23/09)
BLOCKED SHOTS	1		WEST ALABAMA (11/30/09)
	1		at St. Edward's (12/06/09)
	1		at Alabama-Huntsville (12/19/09)
	1		SHEPHERD FILM ACADEMY (01/05/10)
TURNOVERS	10		at St. Edward's (12/06/09)
	12		CHRISTIAN BROTHERS (01/21/10)
FOULS	11		CHAMPION BAPTIST (11/23/09)
	14		WEST ALABAMA (11/30/09)
	14		CHRISTIAN BROTHERS (01/21/10)

2009-10 Harding Basketball
Harding Player High/Low Analysis (as of Jan 23, 2010)
All games

Harding - INDIVIDUAL GAME HIGHS

Points	24		Brown, Kevin vs Shepherd Film Academy (01/05/10)
	23		Porter, Kirk at St. Edward's (12/06/09)
	22		Blake, Stephen vs Arkansas Tech (01/16/10)
	21		Brown, Kevin vs Henderson State (01/09/10)
	21		Brown, Sam vs Henderson State (01/09/10)
Field Goals Made	21		Brown, Sam vs Champion Baptist (11/23/09)
	9		Brown, Kevin vs Shepherd Film Academy (01/05/10)
Field Goal Att.	9		Porter, Kirk at St. Edward's (12/06/09)
	15		Morgan, Trent at Missouri S&T (11/16/09)
FG Pct (min 5 made)	13		Brown, Kevin vs Arkansas Tech (01/16/10)
	1.000	(5-5)	Porter, Kirk vs Christian Brothers (01/21/10)
3-Point FG Made	.889	(8-9)	Garner, Matt at Missouri S&T (11/16/09)
	5		Brown, Sam vs Champion Baptist (11/23/09)
	4		Blake, Stephen vs Arkansas Tech (01/16/10)
	4		Brown, Sam at St. Edward's (12/06/09)
3-Point FG Att.	4		Garner, Matt vs Northeastern St. (11/19/09)
	8		Garner, Matt at Louisiana-Monroe (12/22/09)
	7		Garner, Matt at Southern Arkansas (01/14/10)
	7		Morgan, Trent vs West Alabama (11/30/09)
	7		Brown, Sam vs Champion Baptist (11/23/09)
3-Pt FG Pct (min 2 made)	1.000	(4-4)	Blake, Stephen vs Arkansas Tech (01/16/10)
	1.000	(4-4)	Brown, Sam at St. Edward's (12/06/09)
	1.000	(2-2)	Morgan, Trent vs Christian Brothers (01/21/10)
	1.000	(2-2)	Brown, Sam at Missouri S&T (11/16/09)
Free Throws Made	8		Brown, Kevin vs Henderson State (01/09/10)
	8		Spencer, Bradley at North Alabama (12/21/09)
Free Throw Att.	10		Brown, Kevin vs Arkansas Tech (01/16/10)
	10		Brown, Kevin vs Henderson State (01/09/10)
	10		Spencer, Bradley at North Alabama (12/21/09)
FT Pct (min 3 made)	1.000	(6-6)	Blake, Stephen vs Arkansas Tech (01/16/10)
	1.000	(6-6)	Blake, Stephen vs Central Baptist (12/12/09)
	1.000	(5-5)	Garner, Matt at North Alabama (12/21/09)
	1.000	(4-4)	Morgan, Trent vs Shepherd Film Academy (01/05/10)
	1.000	(4-4)	Blake, Stephen at Louisiana-Monroe (12/22/09)
	1.000	(4-4)	Blake, Stephen at Alabama-Huntsville (12/19/09)
	1.000	(4-4)	Morgan, Trent at Alabama-Huntsville (12/19/09)
	1.000	(4-4)	Spencer, Bradley vs Central Baptist (12/12/09)
	1.000	(4-4)	Morgan, Trent vs Central Baptist (12/12/09)
	1.000	(4-4)	Martin, Martinez at Incarnate Word (12/04/09)
	1.000	(4-4)	Brown, Kevin vs West Alabama (11/30/09)
	1.000	(4-4)	Blake, Stephen vs West Georgia (11/28/09)
	1.000	(3-3)	Porter, Kirk vs Henderson State (01/09/10)
	1.000	(3-3)	Brown, Sam at North Alabama (12/21/09)
1.000	(3-3)	Blake, Stephen at Missouri S&T (11/16/09)	
Rebounds	12		Brown, Kevin vs Arkansas Tech (01/16/10)
	10		Ragsdale, Matt vs West Georgia (11/28/09)
Assists	10		Brown, Kevin at Missouri S&T (11/16/09)
	8		Spencer, Bradley vs Champion Baptist (11/23/09)
Steals	8		Blake, Stephen at Missouri S&T (11/16/09)
	5		Morgan, Trent vs Champion Baptist (11/23/09)
	4		Brown, Kevin at North Alabama (12/21/09)
	4		Brown, Kevin vs West Alabama (11/30/09)
	4		Morgan, Trent vs Northeastern St. (11/19/09)

	4	Morgan, Trent at Missouri S&T (11/16/09)
	4	Spencer, Bradley at Missouri S&T (11/16/09)
Blocked Shots	4	Morgan, Trent vs Henderson State (01/09/10)
	4	Brown, Kevin vs Champion Baptist (11/23/09)
Turnovers	7	Ragsdale, Matt at Missouri S&T (11/16/09)
	6	Blake, Stephen at North Alabama (12/21/09)
	6	Porter, Kirk vs West Alabama (11/30/09)
	6	Morgan, Trent at Missouri S&T (11/16/09)
	6	Brown, Kevin at Missouri S&T (11/16/09)
Fouls	5	Porter, Kirk vs Christian Brothers (01/21/10)
	5	Ragsdale, Matt vs Henderson State (01/09/10)
	5	Porter, Kirk vs Henderson State (01/09/10)
	5	Porter, Kirk at Louisiana-Monroe (12/22/09)
	5	Brown, Kevin at Louisiana-Monroe (12/22/09)
	5	Porter, Kirk at North Alabama (12/21/09)
	5	Ragsdale, Matt at North Alabama (12/21/09)
	5	Morgan, Trent at North Alabama (12/21/09)
	5	Brown, Kevin vs Central Baptist (12/12/09)
	5	Porter, Kirk vs Central Baptist (12/12/09)

2009-10 Harding Basketball
Harding Opponent High/Low Analysis (as of Jan 23, 2010)
All games

OPPONENT INDIVIDUAL GAME HIGHS

Points	29		Clements, Daviel at North Alabama (12/21/09)
	25		Pierce Caldwell at Incarnate Word (12/04/09)
	24		Reggie Shanks at St. Edward's (12/06/09)
	24		BURNETT, Marlon vs Northeastern St. (11/19/09)
	23		Harden, Channin at Southern Arkansas (01/14/10)
	23		Miller, Rory at North Alabama (12/21/09)
Field Goals Made	10		Harden, Channin at Southern Arkansas (01/14/10)
	10		Clements, Daviel at North Alabama (12/21/09)
Field Goal Att.	22		Manthe, James vs Champion Baptist (11/23/09)
	18		Harden, Channin at Southern Arkansas (01/14/10)
	18		Clements, Daviel at North Alabama (12/21/09)
FG Pct (min 5 made)	.778	(7-9)	Doran, Kevin vs Christian Brothers (01/21/10)
	.714	(5-7)	Allen, Renard vs Arkansas Tech (01/16/10)
3-Point FG Made	5		Doran, Kevin vs Christian Brothers (01/21/10)
	5		Sirju, Richard vs West Alabama (11/30/09)
3-Point FG Att.	12		Friedel, Brandon vs Arkansas Tech (01/16/10)
	9		Pierce Caldwell at Incarnate Word (12/04/09)
3-Pt FG Pct (min 2 made)	.833	(5-6)	Sirju, Richard vs West Alabama (11/30/09)
	.750	(3-4)	Rhodes, Courtney at Southern Arkansas (01/14/10)
	.750	(3-4)	Tillman, Tommy vs Henderson State (01/09/10)
Free Throws Made	9		Sykes, Tommie at Louisiana-Monroe (12/22/09)
	9		Barnes, Ryan vs Central Baptist (12/12/09)
Free Throw Att.	15		Sykes, Tommie at Louisiana-Monroe (12/22/09)
	13		BURNETT, Marlon vs Northeastern St. (11/19/09)
FT Pct (min 3 made)	1.000	(9-9)	Barnes, Ryan vs Central Baptist (12/12/09)
	1.000	(7-7)	Pierce Caldwell at Incarnate Word (12/04/09)
	1.000	(6-6)	Briggs, Rodderick vs Central Baptist (12/12/09)
	1.000	(4-4)	Smith, Jaime at Alabama-Huntsville (12/19/09)
	1.000	(4-4)	Bobby Watkins at St. Edward's (12/06/09)
	1.000	(4-4)	Redecker, Aaron at Missouri S&T (11/16/09)
	1.000	(3-3)	Simms, Jonathan vs Henderson State (01/09/10)
Rebounds	14		Turner, Rudy at Louisiana-Monroe (12/22/09)
	12		Swanson, Jason vs West Alabama (11/30/09)
Assists	10		Magette, Josh at Alabama-Huntsville (12/19/09)
	10		Harris, Hank at Missouri S&T (11/16/09)
Steals	7		McCoy, C.J. vs Central Baptist (12/12/09)
	5		Massey, Laithe vs Arkansas Tech (01/16/10)
	5		Magette, Josh at Alabama-Huntsville (12/19/09)
	5		Shaun Umeh at Incarnate Word (12/04/09)
Blocked Shots	4		Dade, Sanchez at Southern Arkansas (01/14/10)
	4		Turner, Rudy at Louisiana-Monroe (12/22/09)
	4		Jackson, Brett at North Alabama (12/21/09)
	4		Tamas Cseh at Incarnate Word (12/04/09)
Turnovers	7		Likins, B.J. vs Champion Baptist (11/23/09)
	6		Briggs, Rodderick vs Central Baptist (12/12/09)
	6		Barnes, Ryan vs Central Baptist (12/12/09)
Fouls	5		Dennis, Scott vs Christian Brothers (01/21/10)
	5		Humphrey, Irvin vs Arkansas Tech (01/16/10)
	5		Rhodes, Courtney at Southern Arkansas (01/14/10)
	5		Dade, Sanchez at Southern Arkansas (01/14/10)
	5		Shelton, Jeff vs Henderson State (01/09/10)
	5		Miller, Rory at North Alabama (12/21/09)
	5		Darrington, Marquel at North Alabama (12/21/09)

5 Jannik Zimmer at St. Edward's (12/06/09)
5 Tamas Cseh at Incarnate Word (12/04/09)
5 BRANCH, Antoine vs Northeastern St. (11/19/09)

(Jan 23, 2010)
Individual Career History

Blake, Stephen

Season	gp-gs	min/avg	Total		3-Point		F-Throws		Rebounds				Scoring							
			fg-fga	pct	fg-fga	pct	ft-fa	pct	off	def	tot	avg	pf	fo	ast	to	blk	stl	pts	avg
2008-09	30-0	694/23.1	64-174	.368	43-111	.387	53-65	.815	16	33	49	1.6	61	1	61	37	0	41	224	7.5
2009-10	16-4	374/23.4	36-91	.396	16-43	.372	46-51	.902	11	25	36	2.3	21	0	42	37	0	12	134	8.4
TOTAL	46-4	1068/23.2	100-265	.377	59-154	.383	99-116	.853	27	58	85	1.8	82	1	103	74	0	53	358	7.8

Brown, Kevin

Season	gp-gs	min/avg	Total		3-Point		F-Throws		Rebounds				Scoring							
			fg-fga	pct	fg-fga	pct	ft-fa	pct	off	def	tot	avg	pf	fo	ast	to	blk	stl	pts	avg
2007-08	31-2	606/19.5	110-203	.542	5-22	.227	72-115	.626	47	106	153	4.9	85	5	23	53	27	35	297	9.6
2008-09	30-29	751/25.0	144-255	.565	6-18	.333	107-184	.582	68	116	184	6.1	100	5	28	79	30	50	401	13.4
2009-10	16-15	404/25.3	73-124	.589	3-5	.600	59-87	.678	32	72	104	6.5	51	2	23	49	21	20	208	13.0
TOTAL	77-46	1761/22.9	327-582	.562	14-45	.311	238-386	.617	147	294	441	5.7	236	12	74	181	78	105	906	11.8

ALL-TIME RANKINGS:

Blocked shots: 2nd (78)
 Blocked shots average: 2nd (1.0)
 Field goal percentage: 9th (.562)

SINGLE-SEASON RANKINGS:

Blocked shots: 3rd (30 in 2008-09)
 Blocked shots average: 4th (1.0 in 2008-09)
 Blocked shots: t-5th (27 in 2007-08)
 Blocked shots average: 8th (0.9 in 2007-08)

Brown, Sam

Season	gp-gs	min/avg	Total		3-Point		F-Throws		Rebounds				Scoring							
			fg-fga	pct	fg-fga	pct	ft-fa	pct	off	def	tot	avg	pf	fo	ast	to	blk	stl	pts	avg
2008-09	30-30	800/26.7	81-195	.415	46-117	.393	45-54	.833	12	62	74	2.5	21	0	22	40	1	15	253	8.4
2009-10	16-14	390/24.4	52-116	.448	22-61	.361	13-20	.650	7	34	41	2.6	15	0	22	21	1	8	139	8.7
TOTAL	46-44	1190/25.9	133-311	.428	68-178	.382	58-74	.784	19	96	115	2.5	36	0	44	61	2	23	392	8.5

SINGLE-SEASON RANKINGS:

Games started: t-5th (30 in 2008-09)

Garner, Matt

Season	gp-gs	min/avg	Total		3-Point		F-Throws		Rebounds				Scoring							
			fg-fga	pct	fg-fga	pct	ft-fa	pct	off	def	tot	avg	pf	fo	ast	to	blk	stl	pts	avg
2007-08	25-0	250/10.0	27-85	.318	10-46	.217	16-20	.800	14	24	38	1.5	33	1	9	22	8	5	80	3.2
2008-09	30-0	307/10.2	42-88	.477	25-61	.410	20-25	.800	9	38	47	1.6	37	0	8	14	3	10	129	4.3
2009-10	16-1	292/18.3	52-104	.500	29-69	.420	20-23	.870	18	37	55	3.4	25	0	12	17	6	9	153	9.6
TOTAL	71-1	849/12.0	121-277	.437	64-176	.364	56-68	.824	41	99	140	2.0	95	1	29	53	17	24	362	5.1

Morgan, Trent

Season	gp-gs	min/avg	Total		3-Point		F-Throws		Rebounds				Scoring							
			fg-fga	pct	fg-fga	pct	ft-fa	pct	off	def	tot	avg	pf	fo	ast	to	blk	stl	pts	avg
2006-07	29-1	605/20.9	57-151	.377	15-53	.283	23-35	.657	30	54	84	2.9	54	1	66	48	7	28	152	5.2
2007-08	31-31	1037/33.5	127-265	.479	41-104	.394	70-87	.805	33	88	121	3.9	96	3	94	85	11	49	365	11.8
2008-09	30-30	894/29.8	124-308	.403	49-146	.336	95-127	.748	31	100	131	4.4	76	0	61	67	13	55	392	13.1
2009-10	16-16	447/27.9	48-123	.390	20-58	.345	35-53	.660	17	39	56	3.5	38	1	45	44	9	32	151	9.4
TOTAL	106-78	2983/28.1	356-847	.420	125-361	.346	223-302	.738	111	281	392	3.7	264	5	266	244	40	164	1060	10.0

ALL-TIME RANKINGS:

Steals: 3rd (164)
 Blocked shots: 5th (40)
 3-point field goals attempted: 7th (361)
 Steals average: 7th (1.5)
 3-point field goals made: 10th (125)

SINGLE-SEASON RANKINGS:

Minutes: 1st (1037 in 2007-08)
 Games started: t-1st (31 in 2007-08)
 Minutes average: 5th (33.5 in 2007-08)
 Games started: t-5th (30 in 2008-09)
 Minutes: t-10th (894 in 2008-09)

(Jan 23, 2010)
Individual Career History

Porter, Kirk

Season	gp-gs	min/avg	Total		3-Point		F-Throws		Rebounds				pf	fo	ast	to	blk	stl	Scoring	
			fg-fga	pct	fg-fga	pct	ft-fa	pct	off	def	tot	avg							pts	avg
2008-09	30-2	534/17.8	64-132	.485	3-16	.188	46-74	.622	24	85	109	3.6	65	1	20	35	6	22	177	5.9
2009-10	16-13	398/24.9	54-92	.587	1-9	.111	40-62	.645	13	43	56	3.5	50	5	24	34	7	12	149	9.3
TOTAL	46-15	932/20.3	118-224	.527	4-25	.160	86-136	.632	37	128	165	3.6	115	6	44	69	13	34	326	7.1

Ragsdale, Matt

Season	gp-gs	min/avg	Total		3-Point		F-Throws		Rebounds				pf	fo	ast	to	blk	stl	Scoring	
			fg-fga	pct	fg-fga	pct	ft-fa	pct	off	def	tot	avg							pts	avg
2007-08	10-0	56/5.6	13-24	.542	1-5	.200	8-9	.889	10	9	19	1.9	7	0	0	7	0	2	35	3.5
2008-09	19-0	280/14.7	37-83	.446	5-10	.500	24-35	.686	16	38	54	2.8	62	6	4	20	5	16	103	5.4
2009-10	16-14	352/22.0	47-96	.490	1-6	.167	22-39	.564	15	58	73	4.6	44	2	9	34	8	17	117	7.3
TOTAL	45-14	688/15.3	97-203	.478	7-21	.333	54-83	.651	41	105	146	3.2	113	8	13	61	13	35	255	5.7

Roddenberry, Zach

Season	gp-gs	min/avg	Total		3-Point		F-Throws		Rebounds				pf	fo	ast	to	blk	stl	Scoring	
			fg-fga	pct	fg-fga	pct	ft-fa	pct	off	def	tot	avg							pts	avg
2009-10	13-1	113/8.7	13-24	.542	0-0	.000	6-9	.667	3	21	24	1.8	14	0	2	5	4	2	32	2.5
TOTAL	13-1	113/8.7	13-24	.542	0-0	.000	6-9	.667	3	21	24	1.8	14	0	2	5	4	2	32	2.5

Spencer, Bradley

Season	gp-gs	min/avg	Total		3-Point		F-Throws		Rebounds				pf	fo	ast	to	blk	stl	Scoring	
			fg-fga	pct	fg-fga	pct	ft-fa	pct	off	def	tot	avg							pts	avg
2009-10	16-2	336/21.0	28-86	.326	2-22	.091	27-37	.730	26	37	63	3.9	33	0	40	29	3	22	85	5.3
TOTAL	16-2	336/21.0	28-86	.326	2-22	.091	27-37	.730	26	37	63	3.9	33	0	40	29	3	22	85	5.3

Walters, Matt

Season	gp-gs	min/avg	Total		3-Point		F-Throws		Rebounds				pf	fo	ast	to	blk	stl	Scoring	
			fg-fga	pct	fg-fga	pct	ft-fa	pct	off	def	tot	avg							pts	avg
2009-10	5-0	52/10.4	9-20	.450	5-14	.357	0-0	.000	6	6	12	2.4	5	0	4	2	0	4	23	4.6
TOTAL	5-0	52/10.4	9-20	.450	5-14	.357	0-0	.000	6	6	12	2.4	5	0	4	2	0	4	23	4.6